

# ELDON JAMES

CHANGING THE WAY YOU CONNECT™

PVC-FREE TUBING  
CONNECTORS  
QUICK DISCONNECTS  
AND SINGLE-USE ASSEMBLIES

VOL 0022-1 | PRODUCT CATALOG





10325 East 47th Avenue  
Denver, CO 80238

3486 Precision Drive  
Fort Collins, CO 80528

 970-667-2728

 970-667-3204

 [sales@eldonjames.com](mailto:sales@eldonjames.com)

 [eldonjames.com](http://eldonjames.com)

**ELDON JAMES**

PRODUCT CATALOG VOL.0022-1

©2022 Eldon James. All rights reserved. ©2022 WilMarc. All rights reserved.

**ELDON JAMES**

## About Us

Founded in 1987, Eldon James manufactures a wide range of standard and custom hose fittings, including adapters, couplers, elbows, reducers, and bulkheads, as well as many specialized connector configurations.

In 2007 we started manufacturing extruded plastic tubing, medical-grade tubing and formed tubing. Our PVC-free tubing and connectors serve a broad spectrum of domestic and international market sectors such as transportation, automotive, medical device, water purification and industrial.

EJ BioMed's cleanroom facility focuses on the manufacture of products designed for the life sciences, bioprocess, biomedical, pharmaceutical, and similar critical-use applications.

## Our Products

Our vast inventory allows us to ship many orders immediately. Contact Customer Support or complete the Terms Acknowledgement Form to open an account. All major credit cards are gladly accepted, minimum order \$100.

## Quality Management System

**EJ Cleanrooms are 3rd party certified to ISO 14644-1 Class 7.**

Combining our ISO 9001 and ISO 13485 Quality System with a proactive prevention-not-detection mentality, we provide superior products that help our customers meet their objectives. These certifications confirm Eldon James' commitment to product quality that consistently meets customer and regulatory requirements of medical and general industries.

**For a copy of our ISO Certificate please visit [eldonjames.com/iso-wob-certifications](http://eldonjames.com/iso-wob-certifications).**

## Our Facilities

Eldon James has two facilities located in Fort Collins and Denver, Colorado. Our Fort Collins location spans 107,000 square feet with a 41,500 square foot ISO Class 7 cleanroom. Our Denver location is home to headquarters and manufacturing and occupies over 75,000 square feet. The manufacturing space includes a 15,000 square foot, ISO Class 7 cleanroom for injection molding, extrusion and assembly. The facility also includes non-cleanroom production for PVC free tubing and connectors for multiple industries including medical, food and beverage, automotive and general industrial. This state-of-the-art facility includes an automated resin delivery system to allow our injection molding and extrusion lines continuous material feed in a closed-loop system. This minimizes contamination and allows for continuous manufacturing.

Eldon James is one of the only tubing and connector manufacturers that can manufacture, assemble and package tubing and fitting assemblies in a single cleanroom environment. Read more about this space on the next page.



**QC** Look for this symbol to order a product in a material that's been Cleanroom Manufactured.

See page 188 for an overview of all of our materials.

## Cleanroom Manufacturing

Our state-of-the-art cleanroom features articulate monitored production and quality control areas. Our products are double bagged and sealed within the clean environment to provide an output that is package-ready for safe bioprocess and medical applications.

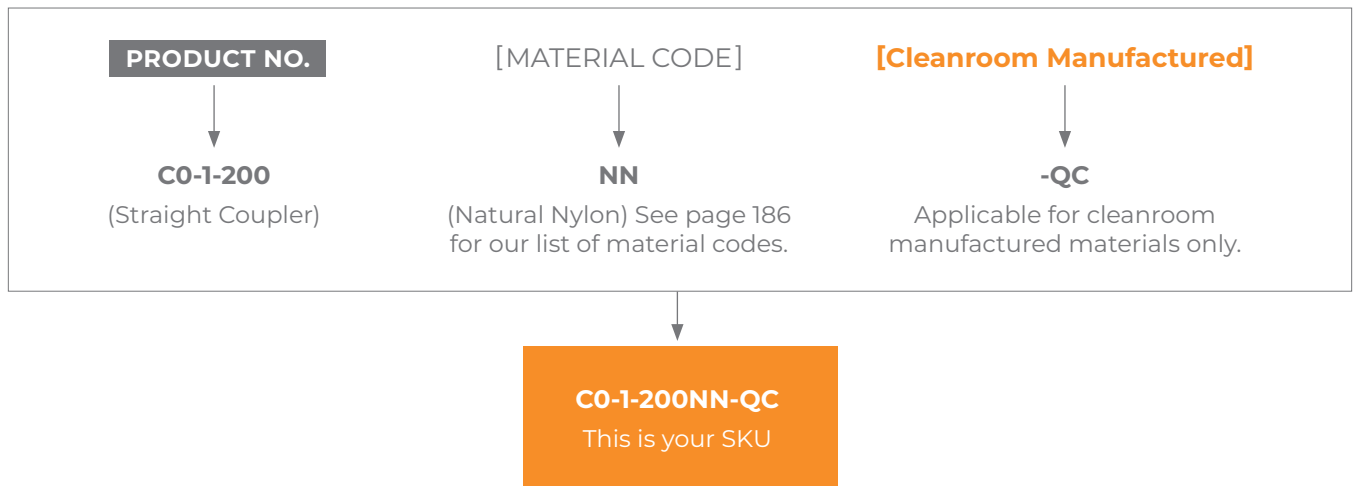
Responding to the medical industry's growing concerns over the health issues associated with PVC and their demand for alternatives in tubing applications where flexibility is required, Eldon James has developed TPE (thermoplastic elastomer) tubing that has proven to be an excellent alternative to PVC.

The properties of TPE include high flexibility, extremely low permeability, and 100 percent organic emissions when incinerated, which makes it ideal for IV gas sample lines and other medical applications.

## Our SKU System


When ordering one of our products using a SKU helps to ensure we get your order correct. Each Eldon James SKU consists of a Product Number, Material Code, and "-QC" if the material is Cleanroom Manufactured. Please refer to this chart for a detailed look at how to accurately determine a SKU.


Eldon James part numbers are based on 1/16th increments. For example, an 1/8" is a 2 and 1/2" is 8. A 1/4" Coupler would be C0-4 and a 5/8" to 5/16" Reduction Tee would be RT10-5.




## Ready to Order?

Contact us using one of the avenues listed here. Use the QR codes throughout to take you straight to our online product catalog!

 970-667-2728

 970-667-3204

 sales@eldonjames.com

 eldonjames.com



## Pharmaceutical / Medical Grade Tubing

<b>Pharmaceutical Grade Tubing</b>	<b>9</b>
135C Series	9
Braided Reinforced 135C Series	12
Soft 121C Series	14
<b>Medical Grade Tubing</b>	<b>16</b>
Soft Flexelene™	16
MFX Series	18
73M – MFX Series	20
82M – MFX Series	22
92R – MFX Series	24
66E – FLXE Series	26
75E – FLXE Series	28
84E – FLXE Series	30
95E – FLXE Series	32
<b>Pharma/Chemical Grade Tubing</b>	<b>34</b>
KFLEX Flexible Kynar® Lined Tubing	34
<b>Pharmaceutical Grade Tubing</b>	<b>36</b>
EJ Prene™ Series	36
<b>Medical to General Purpose/Industrial Tubing</b>	<b>38</b>
FX Series	38
<b>General Purpose/Industrial Tubing</b>	<b>41</b>
Compression CFX Series	41
<b>Polyurethane Tubing</b>	<b>43</b>

## SeriesLock®

Housing Materials	47
Button Color	47
O-Ring Selection	48
Spring Selection	48
Adapter - NPT Thread Fittings	49
Barb Fittings	51
Panel Mount Male Fittings	53
3/4" Mini Sanitary Flange Fittings	55
1-1/2" Sanitary Flange Fittings	57
Port Plate / Bag Port Fittings	59
Micro-Connect Barb (MBO)	60

Micro-Connect Barb (MBV)	61
Micro-Connect Panel Mount (MPMO)	63
Micro-Connect Panel Mount (MPMV)	64
Caps	66
Plugs	67
Water Flow Test Data	68
Cv Values	70
General Information	71

## Bag Ports

Flat Plate Port Discs	75
Mini Dome Port Discs	77
Opposing Barb Port Discs	79
Ribbed Base Port Plates	80
Boat Port Bag Ports	82

## Sanitary Flange Fittings

Sanitary Flange Fittings	85
--------------------------	----

## Luers

Soft Touch Luers	89
Winged Luers	91
Panel Mount Luers	92
Luer Adapters	93
Luer Locks	94
Slip Luers	98
Luer Plugs	99
Tethered Luer Plugs	102

## Couplers

Straight Couplers	105
Reduction Couplers	107

## Cross & Y-Fittings

Cross Fittings	113
Equal Y-Fittings	114
Reduction Y-Fittings	116

## Tee Fittings

Equal Tees	119
Reduction Tees	121
Threaded Tees	124
British Threaded Tees	127

## Elbow Fittings

Equal 90 Degree Elbows	131
Reduction Elbows	133
Threaded Elbows	135
British Threaded Elbows	139

## Adapters, Bulkheads & Panel Mounts

Threaded Adapters	143
British Threaded Adapters	148
Schedule 80 Adapters	150
Panel Mount Adapters	152
Bulkhead Adapters	154
Bulkhead and Panel Mount Nuts	156
Garden Hose Adapters	157
Conversion Nipples	158
Pipe Nipples	159
Schedule 80 Pipe Nipples	160
Threaded Plugs	161
Insert Plugs	163
Flanged Plugs	164

## Swivel Disconnect Fittings - DISS

Straight Fittings	167
Plug Fittings	168
NPT Thread Conversion Couplers	168
90° Elbow Fittings	169
Standard Color Code Clips	170

## Fitting Kits

Fitting Kits	172
--------------	-----

## Clamps & Accessories

Oetiker Stepless Ear Clamps	179
Handy Clamps	182
Ideal 1/4" Hex Head Screw Clamps	185

## Technical Information

Our Materials / Material Codes	188
Chemical Resistance	190
Thread Specifications and Barb Dimensions	195
Tubing Selection Guide	196

## Index

Index	198
Terms and Conditions of Sale	205
Notes	206



PHARMACEUTICAL/MEDICAL GRADE TUBING | GENERAL PURPOSE TUBING

# Pharmaceutical / Medical Grade Tubing





# Pharmaceutical / Medical Grade Tubing

PHARMACEUTICAL / MEDICAL GRADE TUBING | GENERAL PURPOSE TUBING

VALIDATION GUIDE AND CERTIFICATIONS AVAILABLE.

## PVC-FREE PLASTIC TUBING AND HOSE PRODUCTS

With 26 proprietary lines of PVC/DEHP-free plastic tubing, we have the right material for your bio pharma grade tubing, medical grade tubing, beverage tubing, and automotive/ industrial tubing needs.

Eldon James is the industry leader in manufacturing this revolutionary tubing to protect the environment and provide unmatched quality when it comes to industrial tubing needs. All tubing is Shore A tested using ASTM D2240 to determine a hardness range of +/- 4A from published standards.

Our innovative Flexelene™ tubing is available in a variety of sizes, colors, and styles to fit your specific needs. Our Flexelene 135C is a TPE and is the #1 alternative to silicone tubing.

## WHY USE PVC-FREE TUBING?

Eldon James has taken the lead in producing a safe alternative with PVC-free tubing that never sacrifices quality. PVC, or polyvinyl chloride, is known to leach pollutants and phthalates which can be harmful to the environment and people.

Our green manufacturing materials and processes are purposefully chosen to minimize the pollution caused during their lifecycle.

Easy to recycle, phthalate-free, our non-PVC tubing is the premier choice for medical tubing, industrial, and beverage line tubing, and a whole lot more.




**ELDON JAMES IS THE INDUSTRY LEADER IN MANUFACTURING  
THIS REVOLUTIONARY TUBING TO PROTECT THE ENVIRONMENT**



# Pharmaceutical Grade Tubing

## Flexelene™ 135C Series

TO ORDER TUBING, SIMPLY USE THE **PRODUCT NO.**



**Custom sizes available.**

Flexelene™ 135C is designed for ultra-pure fluid transfer, bioprocess, pharmaceutical and peristaltic pump applications. This newly formulated TPE tubing is an excellent alternative to silicone. PVC-free, no DEHP phthalates or other plasticizers. Extremely flexible with excellent resilience and bend radius. FLXC exhibits superior barrier properties and very low extractables/leachables. Medical grade, heat sealable, sterile-weldable, and certified animal-free. Full BPOG standardized extractables test results available on request.

Attributes	FLXC
Material Type	TPE
Shore A	68
Temp Range	-50°C to 135 °C (-58°F to 275 °F)
Cleanroom Production	✓
UPS Class IV	✓
ISO 10993-4/ISO 10993-5	✓
ISO 661 Compliant	✓
BPOG Tested	✓
REACH / RoHS Compliant	✓
Gamma Rating	9
ETO	✓
Autoclave	✓
Weldable	✓
Heat Sealable	✓
Barrier Properties	8
Flexibility	8
Pump Durable	✓
Chemical Resistance	8

**FLXC.5-1.5** Flexelene 135C • 1/32 inch ID x 3/32 inch OD • 50 ft Length

**FLXC1-2** Flexelene 135C • 1/16 inch ID x 1/8 inch OD • 50 ft Length

**FLXC1-3** Flexelene 135C • 1/16 inch ID x 3/16 inch OD • 50 ft Length

**FLXC1.5-2.5** Flexelene 135C • 3/32 inch ID x 5/32 inch OD • 50 ft Length


**FLXC2-3** Flexelene 135C • 1/8 inch ID x 3/16 inch OD • 50 ft Length

**FLXC2-4** Flexelene 135C • 1/8 inch ID x 1/4 inch OD • 50 ft Length

**FLXC3-4** Flexelene 135C • 3/16 inch ID x 1/4 inch OD • 50 ft Length

# Pharmaceutical Grade Tubing

## Flexelene™ 135C Series (CONTINUED)



Custom sizes available.

**FLXC3-5** Flexelene 135C • 3/16 inch ID x 5/16 inch OD • 50 ft Length

---

**FLXC3-6** Flexelene 135C • 3/16 inch ID x 3/8 inch OD • 50 ft Length

---

**FLXC4-6** Flexelene 135C • 1/4 inch ID x 3/8 inch OD • 50 ft Length

---

**FLXC4-7** Flexelene 135C • 1/4 inch ID x 7/16 inch OD • 50 ft Length

---

**FLXC4-8** Flexelene 135C • 1/4 inch ID x 1/2 inch OD • 50 ft Length

---

**FLXC5-7** Flexelene 135C • 5/16 inch ID x 7/16 inch OD • 50 ft Length

---

**FLXC5-8** Flexelene 135C • 5/16 inch ID x 1/2 inch OD • 50 ft Length

---

**FLXC6-8** Flexelene 135C • 3/8 inch ID x 1/2 inch OD • 50 ft Length

---

**FLXC6-9** Flexelene 135C • 3/8 inch ID x 9/16 inch OD • 50ft Length

---

**FLXC6-10** Flexelene 135C • 3/8 inch ID x 5/8 inch OD • 50 ft Length



# Pharmaceutical Grade Tubing

## Flexelene™ 135C Series (CONTINUED)

**FLXC8-12** Flexelene 135C • 1/2 inch ID x 3/4 inch OD • 50 ft Length

---

**FLXC10-14** Flexelene 135C • 5/8 inch ID x 7/8 inch OD • 50 ft Length

---

**FLXC12-16** Flexelene 135C • 3/4 inch ID x 1 inch OD • 50 ft Length

---

**FLXC16-20** Flexelene 135C • 1 inch ID x 1-1/4 inch OD • 50 ft Length

### SALES / ORDER INQUIRIES:

 970-667-2728  970-667-3204

 [sales@eldonjames.com](mailto:sales@eldonjames.com)

 [eldonjames.com/tubing](http://eldonjames.com/tubing)



# Pharmaceutical Grade Tubing

## Braided Reinforced Flexelene™ 135C Series

### HOW TO BUILD YOUR BRAIDED REINFORCED FLEXELENE 135C SERIES SKU

PRODUCT NO. -[MATERIAL LENGTH]



FLXCBR2-6-25

Custom sizes available by special order.  
Contact sales@eldonjames.com for a quote.



Custom sizes available.

Braided Flexelene™ 135C has been developed to meet the critical demands of bioprocess, single-use systems, medical and laboratory applications. Ultra-flexible, high-purity braided TPE tubing designed for use in higher pressure applications. PCV-free, no DEHP, phthalates or other plasticizers. Non-animal derived – BSE/TSE compliant. Exhibits superior barrier properties and very low extractables/leachables. Full BPOG standardized extractables test results available on request.

Attributes	FLXCBR
Material Type	TPE
Shore A	68
Temp Range	-50°C to 135 °C (-58°F to 275 °F)
Cleanroom Production	✓
UPS Class IV	✓
ISO 10993-4/ISO 10993-5	✓
ISO 661 Compliant	✓
BPOG Tested	✓
REACH / RoHS Compliant	✓
Gamma Rating	9
ETO	✓
Autoclave	✓
Weldable	✓
Heat Sealable	✓
Barrier Properties	8
Flexibility	8
Pump Durable	✓
Chemical Resistance	8

#### **FLXCBR2-6** Braided Reinforced Flexelene 135C • 1/8 inch ID x 3/8 inch OD

25ft • 50ft • Custom Lengths available

#### **FLXCBR4-8** Braided Reinforced Flexelene 135C • 1/4 inch ID x 1/2 inch OD

25ft • 50ft • Custom Lengths available

#### **FLXCBR6-10** Braided Reinforced Flexelene 135C • 3/8 inch ID x 5/8 inch OD


25ft • 50ft • Custom Lengths available

#### **FLXCBR8-12** Braided Reinforced Flexelene 135C • 1/2 inch ID x 3/4 inch OD

25ft • 50ft • Custom Lengths available

# Pharmaceutical Grade Tubing

## Braided Reinforced Flexelene™ 135C Series (CONTINUED)



Custom sizes available.

### **FLXCBR10-16** Braided Reinforced Flexelene 135C • 5/8 inch ID x 1 inch OD

25ft • 50ft • Custom Lengths available

### **FLXCBR12-18** Braided Reinforced Flexelene 135C • 3/4 inch ID x 1-1/8 inch OD

25ft • 50ft • Custom Lengths available

### **FLXCBR16-22** Braided Reinforced Flexelene 135C • 1 inch ID x 1-3/8 inch OD

25ft • 50ft • Custom Lengths available

#### SALES / ORDER INQUIRIES:

📞 970-667-2728 📠 970-667-3204

✉ sales@eldonjames.com

🌐 eldonjames.com/tubing



Shop All  
Tubing

# Pharmaceutical Grade Tubing

## Soft Flexelene™ 121C Series

TO ORDER, SIMPLY USE THE **PRODUCT NO.**



Custom sizes available.

Flexelene™ 121C is ideal for fluid transfer, specially designed with peristaltic pump compatibility where a softer shore A is needed. No PVC, DEHP phthalates or other plasticizers. Non-animal derived, ultra-flexible, and exhibits superior barrier properties, and very low extractables/leachables. SFLXC meets a diverse range of pharmaceutical, medical, and bioprocessing applications. Full BPOG standardized extractables test results available on request.

Attributes	SFLXC
Material Type	TPE
Shore A	54
Temp Range	-50°C to 121 °C (-58°F to 250 °F)
Cleanroom Production	✓
UPS Class IV	✓
ISO 10993-4/ISO 10993-5	✓
ISO 661 Compliant	✓
BPOG Tested	✓
REACH / RoHS Compliant	✓
Gamma Rating	9
ETO	✓
Autoclave	✓ <sup>1</sup>
Weldable	✓
Heat Sealable	✓
Barrier Properties	8
Flexibility	8
Pump Durable	✓
Chemical Resistance	8

**SFLXC.5-1.5** Soft Flexelene 121C Tubing • 1/32 inch ID x 3/32 inch OD • 50 ft Length

**SFLXC1.5-2.5** Soft Flexelene 121C Tubing • 3/32 inch ID x 5/32 inch OD • 50 ft Length

**SFLXC1-2** Soft Flexelene 121C Tubing • 1/16 inch ID x 1/8 inch OD • 50 ft Length

**SFLXC2-3** Soft Flexelene 121C Tubing • 1/8 inch ID x 3/16 inch OD • 50 ft Length


**SFLXC2-4** Soft Flexelene 121C Tubing • 1/8 inch ID x 1/4 inch OD • 50 ft Length

**SFLXC3-4** Soft Flexelene 121C Tubing • 3/16 inch ID x 1/4 inch OD • 50 ft Length

**SFLXC3-5** Soft Flexelene 121C Tubing • 3/16 inch ID x 5/16 inch OD • 50 ft Length

# Pharmaceutical Grade Tubing

## Soft Flexelene™ 121C Series (CONTINUED)



Custom sizes available.

**SFLXC4-6** Soft Flexelene 121C Tubing • 1/4 inch ID x 3/8 inch OD • 50 ft Length

**SFLXC4-8** Soft Flexelene 121C Tubing • 1/4 inch ID x 1/2 inch OD • 50 ft Length

**SFLXC5-7** Soft Flexelene 121C Tubing • 5/16 inch ID x 7/16 inch OD • 50 ft Length

**SFLXC6-10** Soft Flexelene 121C Tubing • 3/8 inch ID x 5/8 inch OD • 50 ft Length

**SFLXC6-8** Soft Flexelene 121C Tubing • 3/8 inch ID x 1/2 inch OD • 50 ft Length

**SFLXC8-12** Soft Flexelene 121C Tubing • 1/2 inch ID x 3/4 inch OD • 50 ft Length

**SFLXC10-14** Soft Flexelene 121C Tubing • 5/8 inch ID x 7/8 inch OD • 50 ft Length

**SFLXC12-16** Soft Flexelene 121C Tubing • 3/4 inch ID x 1 inch OD • 50 ft Length

**SFLXC16-20** Soft Flexelene 121C Tubing • 1 inch ID x 1-1/4 inch OD • 50 ft Length

### SALES / ORDER INQUIRIES:

📞 970-667-2728 📠 970-667-3204

✉️ sales@eldonjames.com

🌐 eldonjames.com/tubing




Shop All  
Tubing

# Medical Grade Tubing

## Soft Flexelene™

TO ORDER, SIMPLY USE THE **PRODUCT NO.**



Custom sizes available.

Flexelene™ SFX is an economical, flexible polyolefin, biomedical and pharmaceutical tubing featuring low extractables. Materials contain no PVC, DEHP phthalates or other plasticizers. It exhibits excellent heat-sealing properties and meets USP Class VI requirements.

Attributes	SFX
Material Type	POE
Shore A	73
Temp Range	-40°C to 52 °C (-40°F to 125 °F)
Cleanroom Production	-
UPS Class IV	✓
ISO 10993-4/ISO 10993-5	✓
ISO 661 Compliant	-
BPOG Tested	-
REACH / RoHS Compliant	✓
Gamma Rating	10
ETO	✓
Autoclave	-
Weldable	✓
Heat Sealable	✓
Barrier Properties	9
Flexibility	8
Pump Durable	✓
Chemical Resistance	7

**SFX.5-1.5** SFX® • 1/32 inch ID x 3/32 inch OD • 100 ft Length

**SFX1-2** SFX® • 1/16 inch ID x 1/8 inch OD • 100 ft Length

**SFX1.5-2.5** SFX® • 3/32 inch ID x 5/32 inch OD • 100 ft Length

**SFX170-3** SFX® • 11/64 inch ID x 3/16 inch OD • 100 ft Length

**SFX170-4** SFX® • 11/64 inch ID x 1/4 inch OD • 100 ft Length


**SFX2-3** SFX® • 1/8 inch ID x 3/16 inch OD • 100 ft Length

**SFX2-4** SFX® • 1/8 inch ID x 1/4 inch OD • 100 ft Length



# Medical Grade Tubing

## Soft Flexelene™ (CONTINUED)



Custom sizes available.

**SFX3-4** SFX® • 3/16 inch ID x 1/4 inch OD • 100 ft Length

**SFX3-5** SFX® • 3/16 inch ID x 5/16 inch OD • 100 ft Length

**SFX4-6** SFX® • 1/4 inch ID x 3/8 inch OD • 100 ft Length

**SFX5-7** SFX® • 5/16 inch ID x 7/16 inch OD • 100 ft Length

**SFX6-8** SFX® • 3/8 inch ID x 1/2 inch OD • 100 ft Length

**SFX8-12** SFX® • 1/2 inch ID x 3/4 inch OD • 100 ft Length

**SFX10-14** SFX® • 5/8 inch ID x 7/8 inch OD • 100 ft Length

**SFX12-16** SFX® • 3/4 inch ID x 1 inch OD • 100 ft Length

### SALES / ORDER INQUIRIES:

📞 970-667-2728 🖨️ 970-667-3204

✉️ sales@eldonjames.com

🌐 eldonjames.com/tubing



Shop All  
Tubing

# Medical Grade Tubing

## Flexelene™ MFX Series

TO ORDER TUBING, SIMPLY USE THE **PRODUCT NO.**



Custom sizes available.

Flexelene™ MFX is a translucent, ultra-flexible, and high-purity TPE tubing. Medical grade tubing that meets USP Class VI requirements and is suitable for sterilization by E-beam, EtO and Gamma (tested to 25 kGy). PVC-free, no DEHP or phthalates. MFX tubing is non-cytotoxic, non-allergenic and ultra-low in extractables/leachables.

Attributes	MFX
Material Type	TPE Alloy
Shore A	54
Temp Range	-57°C to 57 °C (-70°F to 135 °F)
Cleanroom Production	✓
UPS Class IV	✓
ISO 10993-4/ISO 10993-5	✓
ISO 661 Compliant	-
BPOG Tested	-
REACH / RoHS Compliant	✓
Gamma Rating	10
ETO	✓
Autoclave	-
Weldable	✓
Heat Sealable	✓
Barrier Properties	9
Flexibility	10
Pump Durable	✓
Chemical Resistance	6

**MF5-2** Medical Flexelene Tubing • 1/32 inch ID x 1/8 inch OD • 50 ft Length

**MF1-2** Medical Flexelene Tubing • 1/16 inch ID x 1/8 inch OD • 50 ft Length

**MF1.5-2.5** Medical Flexelene Tubing • 3/32 inch ID x 5/32 inch OD • 50 ft Length

**MF2-4** Medical Flexelene Tubing • 1/8 inch ID x 1/4 inch OD • 50 ft Length

**MF3-4** Medical Flexelene Tubing • 3/16 inch ID x 1/4 inch OD • 50 ft Length

**MF3-5** Medical Flexelene Tubing • 3/16 inch ID x 5/16 inch OD • 50 ft Length

# Medical Grade Tubing

## Flexelene™ MFX Series (CONTINUED)



Custom sizes available.

**MFX4-6** Medical Flexelene Tubing • 1/4 inch ID x 3/8 inch OD • 50 ft Length

**MFX5-7** Medical Flexelene Tubing • 5/16 inch ID x 7/16 inch OD • 50 ft Length

**MFX6-8** Medical Flexelene Tubing • 3/8 inch ID x 1/2 inch OD • 50 ft Length

**MFX8-12** Medical Flexelene Tubing • 1/2 inch ID x 3/4 inch OD • 50 ft Length

**MFX10-14** Medical Flexelene Tubing • 5/8 inch ID x 7/8 inch OD • 50 ft Length

**MFX12-16** Medical Flexelene Tubing • 3/4 inch ID x 1 inch OD • 50 ft Length

**MFX16-20** Medical Flexelene Tubing • 1 inch ID x 1-1/4 inch OD • 50 ft Length

### SALES / ORDER INQUIRIES:

📞 970-667-2728 📠 970-667-3204

✉ sales@eldonjames.com

🌐 eldonjames.com/tubing



Shop All  
Tubing

# Medical Grade Tubing

## 73M – Flexelene™ MFX Series

TO ORDER TUBING, SIMPLY USE THE **PRODUCT NO.**



Custom sizes available.

Flexelene™ MFX73M flexible, translucent, biopharmaceutical tubing for fluid processing. Ideal for use in peristaltic pumps and cell cultures. PVC-free, no DEHP or phthalates. Ultra-low extractables/leachables. It exhibits excellent heat-sealing properties and meets USP Class VI requirements.

Attributes	MFX73M
Material Type	TPE Alloy
Shore A	73
Temp Range	-57°C to 57 °C (-70°F to 135 °F)
Cleanroom Production	✓
UPS Class IV	✓
ISO 10993-4/ISO 10993-5	✓
ISO 661 Compliant	-
BPOG Tested	-
REACH / RoHS Compliant	✓
Gamma Rating	10
ETO	✓
Autoclave	-
Weldable	✓
Heat Sealable	✓
Barrier Properties	9
Flexibility	9
Pump Durable	✓
Chemical Resistance	6

**MFX73M.5-2** Medical Flexelene 73M Shore A Tubing • 1/32 inch ID x 1/8 inch OD • 50 ft Length

**MFX73M1-2** Medical Flexelene 73M Shore A Tubing • 1/16 inch ID x 1/8 inch OD • 50 ft Length

**MFX73M1.5-2.5** Medical Flexelene 73M Shore A Tubing • 3/32 inch ID x 5/32 inch OD • 50 ft Length

**MFX73M2-4** Medical Flexelene 73M Shore A Tubing • 1/8 inch ID x 1/4 inch OD • 50 ft Length

**MFX73M3-4** Medical Flexelene 73M Shore A Tubing • 3/16 inch ID x 1/4 inch OD • 50 ft Length

**MFX73M3-5** Medical Flexelene 73M Shore A Tubing • 3/16 inch ID x 5/16 inch OD • 50 ft Length

**MFX73M4-6** Medical Flexelene 73M Shore A Tubing • 1/4 inch ID x 3/8 inch OD • 50 ft Length

# Medical Grade Tubing

## 73M – Flexelene™ MFX Series (CONTINUED)



Custom sizes available.

**MFX73M5-7** Medical Flexelene 73M Shore A Tubing • 5/16 inch ID x 7/16 inch OD • 50 ft Length

**MFX73M6-8** Medical Flexelene 73M Shore A Tubing • 3/8 inch ID x 1/2 inch OD • 50 ft Length

**MFX73M8-12** Medical Flexelene 73M Shore A Tubing • 1/2 inch ID x 3/4 inch OD • 50 ft Length

**MFX73M10-14** Medical Flexelene 73M Shore A Tubing • 5/8 inch ID x 7/8 inch OD • 50 ft Length

**MFX73M12-16** Medical Flexelene 73M Shore A Tubing • 3/4 inch ID x 1 inch OD • 50 ft Length

**MFX73M16-20** Medical Flexelene 73M Shore A Tubing • 1 inch ID x 1-1/4 inch OD • 50 ft Length

### SALES / ORDER INQUIRIES:

📞 970-667-2728 📠 970-667-3204

✉ sales@eldonjames.com

🌐 eldonjames.com/tubing



Shop All  
Tubing

# Medical Grade Tubing

## 82M – Flexelene™ MFX Series

TO ORDER TUBING, SIMPLY USE THE **PRODUCT NO.**



Custom sizes available.

Flexelene™ MFX82M biomedical tubing, translucent, with no plasticizers, latex, or vinyl acetate. Ideal for medical and life science, single-use applications. Ultra-low in extractables/leachables. MFX82M exhibits excellent heat-sealing properties and meets USP Class VI requirements.

Attributes	MFX82M
Material Type	TPE Alloy
Shore A	82
Temp Range	-57°C to 62 °C (-70°F to 145 °F)
Cleanroom Production	✓
UPS Class IV	✓
ISO 10993-4/ISO 10993-5	✓
ISO 661 Compliant	-
BPOG Tested	-
REACH / RoHS Compliant	✓
Gamma Rating	10
ETO	✓
Autoclave	-
Weldable	✓
Heat Sealable	✓
Barrier Properties	9
Flexibility	8
Pump Durable	✓
Chemical Resistance	6

**MFX82M.5-2** Medical Flexelene 82M Shore A Tubing • 1/32 inch ID x 1/8 inch OD • 50 ft Length

**MFX82M1-2** Medical Flexelene 82M Shore A Tubing • 1/16 inch ID x 1/8 inch OD • 50 ft Length

**MFX82M1.5-2.5** Medical Flexelene 82M Shore A Tubing • 3/32 inch ID x 5/32 inch OD • 50 ft Length

**MFX82M2-4** Medical Flexelene 82M Shore A Tubing • 1/8 inch ID x 1/4 inch OD • 50 ft Length

**MFX82M3-4** Medical Flexelene 82M Shore A Tubing • 3/16 inch ID x 1/4 inch OD • 50 ft Length

**MFX82M3-5** Medical Flexelene 82M Shore A Tubing • 3/16 inch ID x 5/16 inch OD • 50 ft Length

**MFX82M4-6** Medical Flexelene 82M Shore A Tubing • 1/4 inch ID x 3/8 inch OD • 50 ft Length



# Medical Grade Tubing

## 82M – Flexelene™ MFX Series (CONTINUED)



Custom sizes available.

**MFX82M5-7** Medical Flexelene 82M Shore A Tubing • 5/16 inch ID x 7/16 inch OD • 50 ft Length

**MFX82M6-8** Medical Flexelene 82M Shore A Tubing • 3/8 inch ID x 1/2 inch OD • 50 ft Length

**MFX82M8-12** Medical Flexelene 82M Shore A Tubing • 1/2 inch ID x 3/4 inch OD • 50 ft Length

**MFX82M10-14** Medical Flexelene 82M Shore A Tubing • 5/8 inch ID x 7/8 inch OD • 50 ft Length

**MFX82M12-16** Medical Flexelene 82M Shore A Tubing • 3/4 inch ID x 1 inch OD • 50 ft Length

**MFX82M16-20** Medical Flexelene 82M Shore A Tubing • 1 inch ID x 1-1/4 inch OD • 50 ft Length

### SALES / ORDER INQUIRIES:

📞 970-667-2728 📠 970-667-3204

✉ sales@eldonjames.com

🌐 eldonjames.com/tubing



Shop All  
Tubing

# Medical Grade Tubing

## 92R – Flexelene™ MFX Series

TO ORDER TUBING, SIMPLY USE THE **PRODUCT NO.**



Custom sizes available.

Flexelene™ MFX95R is engineered for higher durometers with very low extractables/leachables. Higher durometer tubing resists collapse in high vacuum applications. Medical grade tubing that meets USP Class VI requirements and is suitable for sterilization by E-beam, EtO and Gamma (tested to 25 kGy). PVC-free, no DEHP or phthalates. MFX95R tubing is non-allergenic and ultra-low in extractables/leachables

Attributes	MFX92R
Material Type	TPE Alloy
Shore A	92
Temp Range	-57°C to 62 °C (-70°F to 145 °F)
Cleanroom Production	✓
UPS Class IV	✓
ISO 10993-4/ISO 10993-5	✓
ISO 661 Compliant	–
BPOG Tested	–
REACH / RoHS Compliant	✓
Gamma Rating	10
ETO	✓
Autoclave	–
Weldable	✓
Heat Sealable	✓
Barrier Properties	9
Flexibility	7
Pump Durable	–
Chemical Resistance	6

**MFX92R.5-2** Medical Flexelene 92R Shore A Tubing • 1/32 inch ID x 1/8 inch OD • 50 ft Length

**MFX92R1-2** Medical Flexelene 92R Shore A Tubing • 1/16 inch ID x 1/8 inch OD • 50 ft Length

**MFX92R1.5-2.5** Medical Flexelene 92R Shore A Tubing • 3/32 inch ID x 5/32 inch OD • 50 ft Length

**MFX92R2-4** Medical Flexelene 92R Shore A Tubing • 1/8 inch ID x 1/4 inch OD • 50 ft Length

**MFX92R3-4** Medical Flexelene 92R Shore A Tubing • 3/16 inch ID x 1/4 inch OD • 50 ft Length

**MFX92R3-5** Medical Flexelene 92R Shore A Tubing • 3/16 inch ID x 5/16 inch OD • 50 ft Length

**MFX92R4-6** Medical Flexelene 92R Shore A Tubing • 1/4 inch ID x 3/8 inch OD • 50 ft Length

# Medical Grade Tubing

## 92R – Flexelene™ MFX Series (CONTINUED)



Custom sizes available.

**MFX92R5-7** Medical Flexelene 92R Shore A Tubing • 5/16 inch ID x 7/16 inch OD • 50 ft Length

**MFX92R6-8** Medical Flexelene 92R Shore A Tubing • 3/8 inch ID x 1/2 inch OD • 50 ft Length

**MFX92R8-12** Medical Flexelene 92R Shore A Tubing • 1/2 inch ID x 3/4 inch OD • 50 ft Length

**MFX92R10-14** Medical Flexelene 92R Shore A Tubing • 5/8 inch ID x 7/8 inch OD • 50 ft Length

**MFX92R12-16** Medical Flexelene 92R Shore A Tubing • 3/4 inch ID x 1 inch OD • 50 ft Length

**MFX92R16-20** Medical Flexelene 92R Shore A Tubing • 1 inch ID x 1-1/4 inch OD • 50 ft Length

### SALES / ORDER INQUIRIES:

📞 970-667-2728 📠 970-667-3204

✉️ sales@eldonjames.com

🌐 eldonjames.com/tubing




Shop All  
Tubing

# Medical Grade Tubing

## 66E – FLXE Series

TO ORDER TUBING, SIMPLY USE THE **PRODUCT NO.**



Custom sizes available.

Flexelene™ FLX66E is part of the Flexelene® E Series with a 66 Shore A hardness and is a flexible non-allergenic TPE Alloy. Formulated to withstand peristaltic pumping action. PVC-free, no DEHP or phthalates. Provides biocompatible fluid surface with ultra-low extractables/leachables making this tubing suitable for use in neonatal medical applications.

Attributes	FLX66E
Material Type	TPE
Shore A	66
Temp Range	-50°C to 121 °C (-58°F to 250 °F)
Cleanroom Production	✓
UPS Class IV	✓
ISO 10993-4/ISO 10993-5	✓
ISO 661 Compliant	–
BPOG Tested	–
REACH / RoHS Compliant	✓
Gamma Rating	5.5
ETO	✓
Autoclave	✓ <sup>1</sup>
Weldable	✓
Heat Sealable	✓
Barrier Properties	9
Flexibility	8
Pump Durable	✓
Chemical Resistance	6

**FLX66E.5-1.5** Flexelene 66E Tubing • 1/32 inch ID x 3/32 inch OD • 50 ft Length

**FLX66E1-2** Flexelene 66E Tubing • 1/16 inch ID x 1/8 inch OD • 50 ft Length

**FLX66E1.5-2.5** Flexelene 66E Tubing • 3/32 inch ID x 5/32 inch OD • 50 ft Length

**FLX66E2-3** Flexelene 66E Tubing • 1/8 inch ID x 3/16 inch OD • 50 ft Length


**FLX66E2-4** Flexelene 66E Tubing • 1/8 inch ID x 1/4 inch OD • 50 ft Length

**FLX66E3-4** Flexelene 66E Tubing • 3/16 inch ID x 1/4 inch OD • 50 ft Length

**FLX66E3-5** Flexelene 66E Tubing • 3/16 inch ID x 5/16 inch OD • 50 ft Length

# Medical Grade Tubing

## 66E – Flexelene™ FLXE Series (CONTINUED)



Custom sizes available.

**FLX66E4-6** Flexelene 66E Tubing • 1/4 inch ID x 3/8 inch OD • 50 ft Length

**FLX66E5-7** Flexelene 66E Tubing • 5/16 inch ID x 7/16 inch OD • 50 ft Length

**FLX66E6-8** Flexelene 66E Tubing • 3/8 inch ID x 1/2 inch OD • 50 ft Length

**FLX66E8-12** Flexelene 66E Tubing • 1/2 inch ID x 3/4 inch OD • 50 ft Length

**FLX66E10-14** Flexelene 66E Tubing • 5/8 inch ID x 7/8 inch OD • 50 ft Length

**FLX66E12-16** Flexelene 66E Tubing • 3/4 inch ID x 1 inch OD • 50 ft Length

**FLX66E16-20** Flexelene 66E Tubing • 1 inch ID x 1-1/4 inch OD • 50 ft Length

### SALES / ORDER INQUIRIES:

📞 970-667-2728 📠 970-667-3204

✉️ sales@eldonjames.com

🌐 eldonjames.com/tubing



Shop All  
Tubing

# Medical Grade Tubing

## 75E – FLXE Series

TO ORDER TUBING, SIMPLY USE THE **PRODUCT NO.**



Custom sizes available.

Flexelene™ FLX75E is part of the Flexelene® E Series with a 75 Shore A hardness, peristaltic pump and fluid transfer biocompatibility. A low extractable/leachable profile makes this tubing ideal for the transfer of critical fluids. PVC-free, no DEHP or phthalates. Meets USP Class VI requirements.

Attributes	FLX75E
Material Type	TPE
Shore A	75
Temp Range	-50°C to 121 °C (-58°F to 250 °F)
Cleanroom Production	✓
UPS Class IV	✓
ISO 10993-4/ISO 10993-5	✓
ISO 661 Compliant	-
BPOG Tested	-
REACH / RoHS Compliant	✓
Gamma Rating	5.5
ETO	✓
Autoclave	✓ <sup>1</sup>
Weldable	✓
Heat Sealable	✓
Barrier Properties	9
Flexibility	8
Pump Durable	✓
Chemical Resistance	7

**FLX75E.5-1.5** Flexelene 75E Tubing • 1/32 inch ID x 3/32 inch OD • 50 ft Length

**FLX75E1-2** Flexelene 75E Tubing • 1/16 inch ID x 1/8 inch OD • 50 ft Length

**FLX75E1.5-2.5** Flexelene 75E Tubing • 3/32 inch ID x 5/32 inch OD • 50 ft Length

**FLX75E170-4** Flexelene 75E Tubing • 11/64 inch ID x 1/4 inch OD • 50 ft Length

**FLX75E2-3** Flexelene 75E Tubing • 1/8 inch ID x 3/16 inch OD • 50 ft Length


**FLX75E2-4** Flexelene 75E Tubing • 1/8 inch ID x 1/4 inch OD • 50 ft Length

**FLX75E3-4** Flexelene 75E Tubing • 3/16 inch ID x 1/4 inch OD • 50 ft Length



# Medical Grade Tubing

## 75E – FLXE Series (CONTINUED)



Custom sizes available.

**FLX75E3-5** Flexelene 75E Tubing • 3/16 inch ID x 5/16 inch OD • 50 ft Length

**FLX75E4-6** Flexelene 75E Tubing • 1/4 inch ID x 3/8 inch OD • 50 ft Length

**FLX75E5-7** Flexelene 75E Tubing • 5/16 inch ID x 7/16 inch OD • 50 ft Length

**FLX75E6-8** Flexelene 75E Tubing • 3/8 inch ID x 1/2 inch OD • 50 ft Length

**FLX75E8-12** Flexelene 75E Tubing • 1/2 inch ID x 3/4 inch OD • 50 ft Length

**FLX75E10-14** Flexelene 75E Tubing • 5/8 inch ID x 7/8 inch OD • 50 ft Length

**FLX75E12-16** Flexelene 75E Tubing • 3/4 inch ID x 1 inch OD • 50 ft Length

**FLX75E16-20** Flexelene 75E Tubing • 1 inch ID x 1-1/4 inch OD • 50 ft Length

### SALES / ORDER INQUIRIES:

📞 970-667-2728 📠 970-667-3204

✉️ [sales@eldonjames.com](mailto:sales@eldonjames.com)

🌐 [eldonjames.com/tubing](http://eldonjames.com/tubing)




Shop All  
Tubing

# Medical Grade Tubing

## 84E – FLXE Series

TO ORDER TUBING, SIMPLY USE THE **PRODUCT NO.**



Custom sizes available.

Flexelene™ FLX84E is part of the Flexelene® E Series with a 84 Shore A hardness, is flexible and its biocompatible fluid surface making it idea for fluid transfers required in sensitive applications. Ultra-low extractables/leachables, and meets USP Class VI requirements. FLX84E is an effective, lower-cost alternative to silicone.

Attributes	FLX84E
Material Type	TPE
Shore A	84
Temp Range	-50°C to 121 °C (-58°F to 250 °F)
Cleanroom Production	✓
UPS Class IV	✓
ISO 10993-4/ISO 10993-5	✓
ISO 661 Compliant	-
BPOG Tested	-
REACH / RoHS Compliant	✓
Gamma Rating	5.5
ETO	✓
Autoclave	✓ <sup>1</sup>
Weldable	✓
Heat Sealable	✓
Barrier Properties	9
Flexibility	7
Pump Durable	✓
Chemical Resistance	7

**FLX84E.5-1.5** Flexelene 84E Tubing • 1/32 inch ID x 3/32 inch OD • 50 ft Length

**FLX84E1-2** Flexelene 84E Tubing • 1/16 inch ID x 1/8 inch OD • 50 ft Length

**FLX84E1.5-2.5** Flexelene 84E Tubing • 3/32 inch ID x 5/32 inch OD • 50 ft Length

**FLX84E2-3** Flexelene 84E Tubing • 1/8 inch ID x 3/16 inch OD • 50 ft Length


**FLX84E2-4** Flexelene 84E Tubing • 1/8 inch ID x 1/4 inch OD • 50 ft Length

**FLX84E3-4** Flexelene 84E Tubing • 3/16 inch ID x 1/4 inch OD • 50 ft Length

**FLX84E3-5** Flexelene 84E Tubing • 3/16 inch ID x 5/16 inch OD • 50 ft Length

# Medical Grade Tubing

## 84E – FLXE Series (CONTINUED)



Custom sizes available.

**FLX84E4-6** Flexelene 84E Tubing • 1/4 inch ID x 3/8 inch OD • 50 ft Length

**FLX84E5-7** Flexelene 84E Tubing • 5/16 inch ID x 7/16 inch OD • 50 ft Length

**FLX84E6-8** Flexelene 84E Tubing • 3/8 inch ID x 1/2 inch OD • 50 ft Length

**FLX84E8-12** Flexelene 84E Tubing • 1/2 inch ID x 3/4 inch OD • 50 ft Length

**FLX84E10-14** Flexelene 84E Tubing • 5/8 inch ID x 7/8 inch OD • 50 ft Length

**FLX84E12-16** Flexelene 84E Tubing • 3/4 inch ID x 1 inch OD • 50 ft Length

**FLX84E16-20** Flexelene 84E Tubing • 1 inch ID x 1-1/4 inch OD • 50 ft Length

### SALES / ORDER INQUIRIES:

📞 970-667-2728 📠 970-667-3204

✉️ sales@eldonjames.com

🌐 eldonjames.com/tubing



Shop All  
Tubing

# Medical Grade Tubing

## 95E – FLXE Series

TO ORDER TUBING, SIMPLY USE THE **PRODUCT NO.**



Custom sizes available.

Flexelene™ FLX95E is part of the Flexelene® E Series with a 95 Shore A hardness and is a flexible non-allergenic TPE Alloy. Higher durometer tubing resists collapse in high vacuum applications. No DEHP or phthalates, PCV-free. FLX95E is an effective, lower-cost alternative to silicone. Ultra-low extractables/leachables, and meets USP Class VI requirements.

Attributes	FLX95E
Material Type	TPE
Shore A	95
Temp Range	-50°C to 135 °C (-58°F to 275 °F)
Cleanroom Production	✓
UPS Class IV	✓
ISO 10993-4/ISO 10993-5	✓
ISO 661 Compliant	-
BPOG Tested	-
REACH / RoHS Compliant	✓
Gamma Rating	5
ETO	✓
Autoclave	✓
Weldable	✓
Heat Sealable	✓
Barrier Properties	9
Flexibility	7
Pump Durable	-
Chemical Resistance	7

**FLX95E.5-1.5** Flexelene 95E Tubing • 1/32 inch ID x 3/32 inch OD • 50 ft Length

**FLX95E1-2** Flexelene 95E Tubing • 1/16 inch ID x 1/8 inch OD • 50 ft Length

**FLX95E1.5-2.5** Flexelene 95E Tubing • 3/32 inch ID x 5/32 inch OD • 50 ft Length

**FLX95E2-3** Flexelene 95E Tubing • 1/8 inch ID x 3/16 inch OD • 50 ft Length


**FLX95E2-4** Flexelene 95E Tubing • 1/8 inch ID x 1/4 inch OD • 50 ft Length

**FLX95E3-4** Flexelene 95E Tubing • 3/16 inch ID x 1/4 inch OD • 50 ft Length

**FLX95E3-5** Flexelene 95E Tubing • 3/16 inch ID x 5/16 inch OD • 50 ft Length

# Medical Grade Tubing

## 95E – FLXE Series (CONTINUED)



Custom sizes available.

**FLX95E4-6** Flexelene 95E Tubing • 1/4 inch ID x 3/8 inch OD • 50 ft Length

**FLX95E5-7** Flexelene 95E Tubing • 5/16 inch ID x 7/16 inch OD • 50 ft Length

**FLX95E6-8** Flexelene 95E Tubing • 3/8 inch ID x 1/2 inch OD • 50 ft Length

**FLX95E8-12** Flexelene 95E Tubing • 1/2 inch ID x 3/4 inch OD • 50 ft Length

**FLX95E10-14** Flexelene 95E Tubing • 5/8 inch ID x 7/8 inch OD • 50 ft Length

**FLX95E12-16** Flexelene 95E Tubing • 3/4 inch ID x 1 inch OD • 50 ft Length

**FLX95E16-20** Flexelene 95E Tubing • 1 inch ID x 1-1/4 inch OD • 50 ft Length

### SALES / ORDER INQUIRIES:

📞 970-667-2728 📠 970-667-3204

✉ sales@eldonjames.com

🌐 eldonjames.com/tubing



Shop All  
Tubing

# Pharma/Chemical Grade Tubing

## KFLEX Flexible Kynar® Lined Tubing

TO ORDER TUBING, SIMPLY USE THE **PRODUCT NO.**



Custom sizes available.

KFlex tubing is flexible, and specially formulated to resist gas and oxygen permeation. The chemical resistant Kynar® flow path exhibits superior barrier properties and very low extractables /leachables. The Kynar contact surface meets USP Class VI requirements and is more flexible than tubing extruded from 100% Kynar. Medical grade and NSF compliant material.

Attributes	KFLEX
Material Type	TPU/TPE
Shore A	85
Temp Range	-50°C to 80 °C (-58°F to 176 °F)
Cleanroom Production	✓
UPS Class IV	✓
ISO 10993-4/ISO 10993-5	✓
ISO 661 Compliant	-
BPOG Tested	-
REACH / RoHS Compliant	✓
Gamma Rating	-
ETO	✓
Autoclave	-
Weldable	-
Heat Sealable	-
Barrier Properties	10
Flexibility	5
Pump Durable	-
Chemical Resistance	9

**KFlex.5-1.5** Flexible Kynar Lined Tubing • 1/32 inch ID x 3/32 inch OD • 50 ft Length

**KFlex1-2** Flexible Kynar Lined Tubing • 1/16 inch ID x 1/8 inch OD • 50 ft Length

**KFlex1.5-2.5** Flexible Kynar Lined Tubing • 3/32 inch ID x 5/32 inch OD • 50 ft Length

**KFlex170-4** Flexible Kynar Lined Tubing • 11/64 inch ID x 1/4 inch OD • 50 ft Length

**KFlex2-3** Flexible Kynar Lined Tubing • 1/8 inch ID x 3/16 inch OD • 50 ft Length

**KFlex2-4** Flexible Kynar Lined Tubing • 1/8 inch ID x 1/4 inch OD • 50 ft Length

**KFlex3-4** Flexible Kynar Lined Tubing • 3/16 inch ID x 1/4 inch OD • 50 ft Length

# Pharma/Chemical Grade Tubing

## KFLEX Flexible Kynar® Lined Tubing (CONTINUED)



**KFlex3-5** Flexible Kynar Lined Tubing • 3/16 inch ID x 5/16 inch OD • 50 ft Length

**KFlex4-6** Flexible Kynar Lined Tubing • 1/4 inch ID x 3/8 inch OD • 50 ft Length

**KFlex5-7** Flexible Kynar Lined Tubing • 5/16 inch ID x 7/16 inch OD • 50 ft Length

**KFlex6-8** Flexible Kynar Lined Tubing • 3/8 inch ID x 1/2 inch OD • 50 ft Length

**KFlex8-12** Flexible Kynar Lined Tubing • 1/2 inch ID x 3/4 inch OD • 50 ft Length

**KFlex10-14** Flexible Kynar Lined Tubing • 5/8 inch ID x 7/8 inch OD • 50 ft Length

**KFlex12-16** Flexible Kynar Lined Tubing • 3/4 inch ID x 1 inch OD • 50 ft Length

### SALES / ORDER INQUIRIES:

☎ 970-667-2728 🖨 970-667-3204

✉ sales@eldonjames.com

🌐 eldonjames.com/tubing



Shop All  
Tubing

# Pharmaceutical Grade Tubing

## EJ Prene™ Series

TO ORDER TUBING, SIMPLY USE THE **PRODUCT NO.**



Custom sizes available.

EJ Prene™ is designed for peristaltic pump applications offering durability with excellent pump life - reducing production downtime due to tube failure. Lightweight, EJ Prene tubing is flexible with very good chemical compatibility, and can be used in a wide range of applications. This high-performance elastomer exhibits similar properties as rubber and is the first choice as an alternative to Santoprene™. Full BPOG standardized extractables test results available on request.

Attributes	EJPRENE
Material Type	TPV Alloy
Shore A	70
Temp Range	-50°C to 135 °C (-58°F to 275 °F)
Cleanroom Production	✓
UPS Class IV	✓
ISO 10993-4/ISO 10993-5	✓
ISO 661 Compliant	✓
BPOG Tested	✓
REACH / RoHS Compliant	✓
Gamma Rating	9
ETO	✓
Autoclave	✓
Weldable	✓
Heat Sealable	✓
Barrier Properties	8
Flexibility	8
Pump Durable	✓
Chemical Resistance	6

**EJP.5-1.5** EJ Prene Tubing • 1/32 inch ID x 3/32 inch OD • 50 ft Length

**EJP1-2** EJ Prene Tubing • 1/16 inch ID x 1/8 inch OD • 50 ft Length

**EJP1.5-2.5** EJ Prene Tubing • 3/32 inch ID x 5/32 inch OD • 50 ft Length

**EJP2-3** EJ Prene Tubing • 1/8 inch ID x 3/16 inch OD • 50 ft Length

**EJP2-4** EJ Prene Tubing • 1/8 inch ID x 1/4 inch OD 50 ft Length


**EJP3-4** EJ Prene Tubing • 3/16 inch ID x 1/4 inch OD • 50 ft Length

**EJP3-5** EJ Prene Tubing • 3/16 inch ID x 5/16 inch OD • 50 ft Length



# Pharmaceutical Grade Tubing

## EJ Prene™ Series (CONTINUED)



Custom sizes available.

**EJP4-6** EJ Prene Tubing • 1/4 inch ID x 3/8 inch OD • 50 ft Length

**EJP4-8** EJ Prene Tubing • 1/4 inch ID x 1/2 inch OD • 50 ft Length

**EJP5-7** EJ Prene Tubing • 5/16 inch ID x 7/16 inch OD • 50 ft Length

**EJP6-8** EJ Prene Tubing • 3/8 inch ID x 1/2 inch OD • 50 ft Length

**EJP6-10** EJ Prene Tubing • 3/8 inch ID x 5/8 inch OD • 50 ft Length

**EJP8-12** EJ Prene Tubing • 1/2 inch ID x 3/4 inch OD • 50 ft Length

**EJP10-14** EJ Prene Tubing • 5/8 inch ID x 7/8 inch OD • 50 ft Length

**EJP12-16** EJ Prene Tubing 3/4 inch ID x 1 inch OD • 50 ft Length

**EJP16-20** EJ Prene Tubing • 1 inch ID x 1-1/4 inch OD • 50 ft Length

### SALES / ORDER INQUIRIES:

📞 970-667-2728 📠 970-667-3204

✉️ sales@eldonjames.com

🌐 eldonjames.com/tubing




Shop All  
Tubing

# Medical to General Purpose/Industrial Tubing

## FX Series

### HOW TO BUILD YOUR FLEXELENE FX SERIES SKU

PRODUCT NO. [MATERIAL COLOR CODE] → FX1-2B



Attributes	FX
Material Type	POE
Shore A	86
Temp Range	-40°C to 76 °C (-40°F to 170 °F)
Cleanroom Production	-
UPS Class IV	✓
ISO 10993-4/ISO 10993-5	✓
ISO 661 Compliant	-
BPOG Tested	-
REACH / RoHS Compliant	✓
Gamma Rating	10
ETO	✓
Autoclave	-
Weldable	✓
Heat Sealable	✓
Barrier Properties	10
Flexibility	7
Pump Durable	-
Chemical Resistance	8

Flexelene™ FX tubing is designed to facilitate ultra-pure fluid or gas transfer in bioprocess, medical, beverage and general use applications. Non animal derived, extruded with no plasticizers, latex, or vinyl acetate making this a good alternative to PVC. It offers low gas and oxygen permeability and suitable for use with deionized water. Ideal for thermoforming. FX tubing can be thermally welded and heat sealed. Colors available.

#### **FX.5-1** Flexelene FX Series Tubing • 1/32 inch ID x 1/16 inch OD • 100 ft Length

N

#### **FX1-2** Flexelene FX Series Tubing • 1/16 inch ID x 1/8 inch OD • 100 ft Length

B • G • N • O • R • V • W • X • Y

#### **FX1.5-2.5** Flexelene FX Series Tubing • 3/32 inch ID x 5/32 inch OD • 100 ft Length

B • G • N • O • R • V • W • X • Y

#### **FX170-4** Flexelene FX Series Tubing • 11/64 inch ID x 1/4 inch OD • 100 ft Length

N

# Medical to General Purpose/Industrial Tubing

## FX Series (CONTINUED)

**FX2-3** Flexelene FX Series Tubing • 1/8 inch ID x 3/16 inch OD • 100 ft Length

B · G · N · O · R · V · W · X · Y

---

**FX2-4** Flexelene FX Series Tubing • 1/8 inch ID x 1/4 inch OD • 100 ft Length

B · G · N · O · R · V · W · X · Y

---

**FX3-4** Flexelene FX Series Tubing • 3/16 inch ID x 1/4 inch OD • 100 ft Length

B · G · N · O · R · V · W · X · Y

---

**FX3-5** Flexelene FX Series Tubing • 3/16 inch ID x 5/16 inch OD • 100 ft Length

B · B-LOOP · G · G-LOOP · N · N-LOOP · O · R · R-LOOP · V · V-LOOP · W · X · Y

---

**FX4-6** Flexelene FX Series Tubing • 1/4 inch ID x 3/8 inch OD • 100 ft Length

B · BR · G · LB · N · O · P · R · V · W · X · Y

---

**FX4-8** Flexelene FX Series Tubing • 1/4 inch ID x 1/2 inch OD • 100 ft Length

N

---

**FX5-7** Flexelene FX Series Tubing • 5/16 inch ID x 7/16 inch OD • 100 ft Length

B · G · N · O · R · V · W · X · Y

---

**FX6-8** Flexelene FX Series Tubing • 3/8 inch ID x 1/2 inch OD • 100 ft Length

B · G · N · O · R · V · W · X · Y

---

**FX6-10** Flexelene FX Series Tubing • 3/8 inch ID x 5/8 inch OD • 100 ft Length

N


---

**FX8-12** Flexelene FX Series Tubing • 1/2 inch ID x 3/4 inch OD • 100 ft Length

B · G · N · O · R · V · W · X · Y

# Medical to General Purpose/Industrial Tubing

## FX Series (CONTINUED)



Custom sizes available.

**FX10-14** Flexelene FX Series Tubing • 5/8 inch ID x 7/8 inch OD • 100 ft Length

B · G · N · O · R · V · W · X · Y

**FX12-16** Flexelene FX Series Tubing • 3/4 inch ID x 1 inch OD • 100 ft Length

B · G · N · O · R · V · W · X · Y

**FX16-20** Flexelene FX Series Tubing • 1 inch ID x 1-1/4 inch OD • 100 ft Length

B · G · N · O · R · V · W · X · Y

### SALES / ORDER INQUIRIES:

☎ 970-667-2728 📠 970-667-3204

✉ sales@eldonjames.com

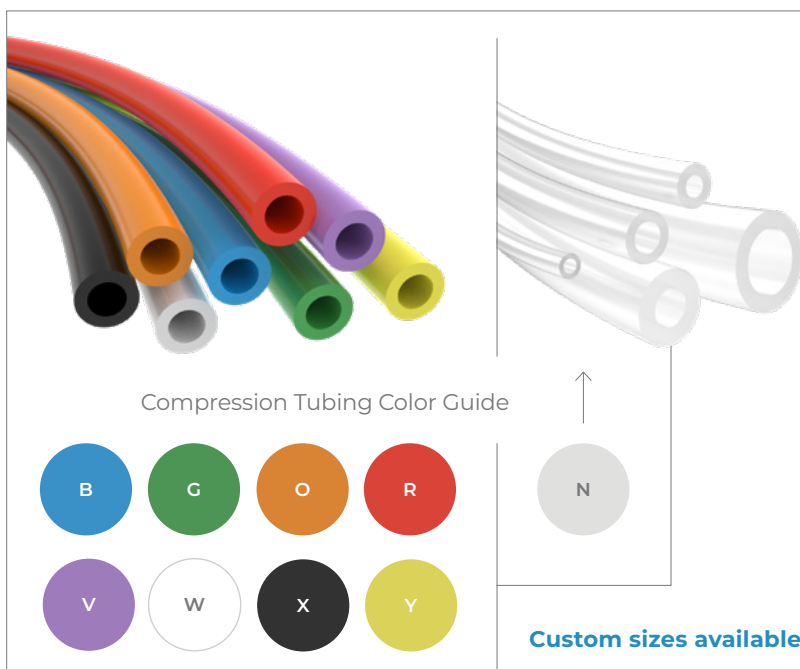
🌐 eldonjames.com/tubing



# General Purpose/Industrial Tubing

## Compression CFX Series

### HOW TO BUILD YOUR COMPRESSION FLEXELENE CFX SERIES SKU



Attributes	CFX
Material Type	POE
Shore A	86
Temp Range	-40°C to 76 °C (-40°F to 170 °F)
Cleanroom Production	-
UPS Class IV	✓
ISO 10993-4/ISO 10993-5	✓
ISO 661 Compliant	-
BPOG Tested	-
REACH / RoHS Compliant	✓
Gamma Rating	10
ETO	✓
Autoclave	-
Weldable	✓
Heat Sealable	✓
Barrier Properties	10
Flexibility	7
Pump Durable	-
Chemical Resistance	8

Flexelene™ CFX is the same material formulation as FX and alternative to PVC. The OD of the CFX tubing has been manufactured for use with compression fittings. Suited for ultra-pure fluid transfer, heat sealable, sterile-weldable, and certified animal-free. This tubing can be used in bioprocess, medical, beverage and general use applications. Can be thermoformed, Colors available.

#### CFX1-2 Compression Flexelene Tubing • 1/16 inch ID x 1/8 inch OD • 100 ft Length

N

#### CFX2-4 Compression Flexelene Tubing • 1/8 inch ID x 1/4 inch OD • 100 ft Length

B · G · N · O · R · V · W · X · Y

#### CFX170-4 Compression Flexelene Tubing • 11/64 inch ID x 1/4 inch OD • 100 ft Length


B · G · N · O · R · V · W · X · Y

#### CFX3-4 Compression Flexelene Tubing • 3/16 inch ID x 1/4 inch OD • 100 ft Length

B · G · N · O · R · V · W · X · Y

# General Purpose/Industrial Tubing

## Compression CFX Series (CONTINUED)



Custom sizes available.

**CFX3-5** Compression Flexelene Tubing • 3/16 inch ID x 5/16 inch OD • 100 ft Length

B · G · N · O · R · V · W · X · Y

**CFX4-6** Compression Flexelene Tubing • 1/4 inch ID x 3/8 inch OD • 100 ft Length

B · G · N · O · R · V · W · X · Y

**CFX5-7** Compression Flexelene Tubing • 5/16 inch ID x 7/16 inch OD • 100 ft Length

B · G · N · O · R · V · W · X · Y

**CFX6-10** Compression Flexelene Tubing • 3/8 inch ID x 5/8 inch OD • 100 ft Length

N

**CFX6-8** Compression Flexelene Tubing • 3/8 inch ID x 1/2 inch OD • 100 ft Length

B · G · N · O · R · V · W · X · Y

# Polyurethane Tubing

HOW TO BUILD YOUR POLYURETHANE TUBING SKU

PRODUCT NO. [ MATERIAL COLOR CODE ]



TPU1-2B



Custom sizes available.

Polyurethane tubing is exceptional for rugged applications where clarity and resilience are required. It exhibits excellent impact and abrasion resistance, toughness, transparency, hydrolytic stability. Can be thermoformed. UV stable – good for outdoor use. Excellent resistance to weathering, fungus and repeated flexing.

Attributes	TPU
Material Type	TPU
Shore A	85
Temp Range	-50°C to 80 °C (-58°F to 175 °F)
Cleanroom Production	✓
UPS Class IV	✓
ISO 10993-4/ISO 10993-5	✓
ISO 661 Compliant	-
BPOG Tested	-
REACH / RoHS Compliant	✓
Gamma Rating	9
ETO	✓
Autoclave	-
Weldable	✓
Heat Sealable	✓
Barrier Properties	9
Flexibility	8
Pump Durable	-
Chemical Resistance	9

**TPU1-2** Polyurethane Tubing • 1/16 inch ID x 1/8 inch OD • 100 ft Length

**TPU2-3** Polyurethane Tubing • 1/8 inch ID x 3/16 inch OD • 100 ft Length

**TPU2-4** Polyurethane Tubing • 1/8 inch ID x 1/4 inch OD • 100 ft Length

**TPU3-5** Polyurethane Tubing • 3/16 inch ID x 5/16 inch OD • 100 ft Length


**TPU4-6** Polyurethane Tubing • 1/4 inch ID x 3/8 inch OD • 100 ft Length

**TPU5-7** Polyurethane Tubing • 5/16 inch ID x 7/16 inch OD • 100 ft Length

**TPU6-8** Polyurethane Tubing • 3/8 inch ID x 1/2 inch OD • 100 ft Length

**TPU8-12** Polyurethane Tubing • 1/2 inch ID x 3/4 inch OD • 100 ft Length

# Polyurethane Tubing (CONTINUED)



Custom sizes available.

**TPU10-14** Polyurethane Tubing • 5/8 inch ID x 7/8 inch OD • 100 ft Length

---

**TPU12-16** Polyurethane Tubing • 3/4 inch ID x 1 inch OD • 100 ft Length

---

**TPU16-20** Polyurethane Tubing • 1 inch ID x 1-1/4 inch OD • 100 ft Length

## SALES / ORDER INQUIRIES:

📞 970-667-2728 🖨️ 970-667-3204

✉️ [sales@eldonjames.com](mailto:sales@eldonjames.com)

🌐 [eldonjames.com/tubing](http://eldonjames.com/tubing)



Shop All  
Tubing



ADAPTERS | BARB FITTINGS | PANEL MOUNT FITTINGS | CAPS | PLUGS  
SANITARY FLANGE FITTINGS | PORT PLATE / BAG PORT FITTINGS  
MICRO-CONNECT BARB OPEN & VALVED FLOW FITTINGS  
MICRO-CONNECT PANEL MOUNT OPEN & VALVED FLOW FITTINGS

SeriesLock®  
CHANGING THE WAY YOU CONNECT™





Learn more about SeriesLock®

# SeriesLock®

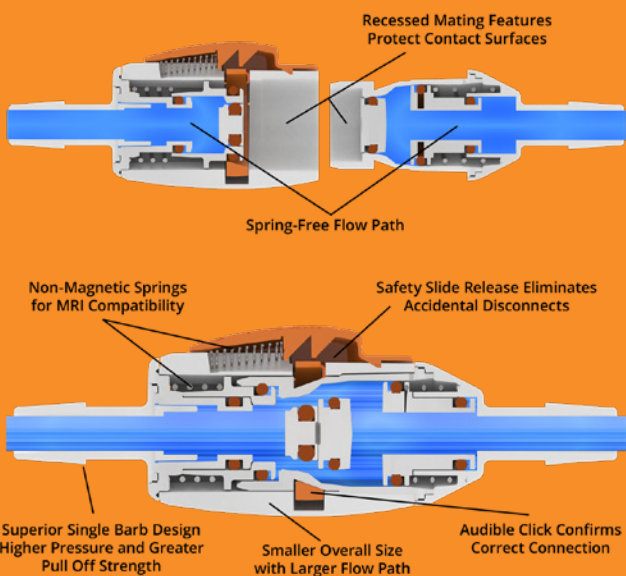
## CHANGING THE WAY YOU CONNECT™

The unique Spring-Free Flow Path® quick disconnect coupler allows a larger volume of fluid to pass through at lower line pressures, optimizing the flow, reducing restriction, turbulence, foaming, and bubbles.

Four body sizes are available to accommodate the application of 1/16" ID to 1" ID Tubing. Connection options: Barb, Panel Mount, Sanitary Flange, Port Plate/Bag Port, NPT Thread, and Micro-Connect.

## ADVANTAGES INCLUDE:

- Spring-Free Flow Path®
- Male valved assemblies with vented spring chamber eliminate fluid cross-over
- Valved and open flow options
- No-spill disconnect
- Aseptic
- Superior single barb design
- Smaller size than comparable couplers
- USP Class VI/ISO10993 compliant materials
- Audible click confirms correct connection
- Safety slide release minimizes accidental disconnects
- Can be sterilized
  - PP (radiation, EtO)
  - PVDF (autoclave, radiation, etc)
- Non-magnetic spring options available



## CONNECTIONS:

Tubing Size:

- 1/16"
- 1/8"
- 3/16"
- 1/4"
- 5/16"
- 3/8"
- 1/2"
- 5/8"
- 3/4"
- 1"

## PRESSURE:

Series 100 - Vacuum to 90psi, 6.2 bar  
Series 200 - Vacuum to 60psi, 4.1 bar

## TEMPERATURE (CONTINUOUS):

- AC: 32°F to 180°F (0°C to 82°C)
- GFBN: 32°F to 282°F (0°C to 139°C)
- PP: 32°F to 160°F (0°C to 71°C)
- PVDF: 32°F to 250°F (0°C to 121°C)
- PS: -40°F to 282°F (-40°C to 139°C)

## SPILLAGE:

At Rated Pressures

- Small Housing (1/8" – 3/16" Tubing) <0.05cc per disconnect
- Medium Housing (1/4" – 3/8" Tubing) <0.05cc per disconnect
- Large Housing (1/2" – 3/4" Tubing) <0.1cc per disconnect
- Micro Housing (1/16" to 1/4" Tubing) <0.05cc per disconnect

The SeriesLock® spring free and quick disconnect has features covered by the following US Patents and Patent Applications.

US10,173,046 · US10,293,150 · US10,350,401  
US10,583,281 · US11,027,111 · US2018/0304066  
US2019/0269901 · US2020/0206491  
US2021/0290927

The Port Plate product is covered by US16/917,535. Patent pending.

Patents: <https://SeriesLock.com/Patents>



# Housing Materials

## Acetal (AC)



Opaque white in color with high stiffness, toughness and high wear resistance due to naturally high lubricity. Excellent long-term dimensional stability with high creep and fatigue resistance. Resistance to alcohols, esters, ketones, and aliphatic/aromatic hydrocarbons. Medical grade material with USP Class VI and ISO 10993-5 (cytotoxicity) ratings. Compliant to FDA 21 CFR 177.2470, Regulation No. 10/2011, REACH EC 1907/2006, Europe Decision 2001/2/EC:TSE, BSE – No Animal Origin and Phthalate/Latex/BPA free.

## Glass-Filled Black Nylon (GFBN)



Gloss black in color with extremely high stiffness, impact resistance and wear resistance. Material can handle high stress loading at elevated temperatures and lower strains. Resistance to fuels, lubricants and many chemicals but may be vulnerable to attack by phenols, strong acids and oxidizing agents. Compliant to PROP65, REACH 191, EU Directive 2011/65/ EC Restriction of Hazardous Substances (RoHS), EU Directive 2003/11/EC, and EU Directive 2015/863-ROHS.

## Polypropylene (PP)



Translucent in color produced without animal derived components. Material can be sterilized with radiation, ETO, and autoclave(1) methods. Excellent single use / limited reuse material for economy and Medical grade material with USP Class VI, USP 85, USP 88, USP 661 ratings and ISO 10993-5 (cytotoxicity) ratings. Compliant to FDA 21 CFR 177.1520(a) and (c). Europe Decision 2001/2/EC:TSE, BSE – No Animal Origin and Phthalate/Latex/BPA free.

## Polysulfone (PS)



Tough, rigid, high strength material suitable for continuous use at 300°F. Withstands oxidation, hydrolysis, prolonged high temperature exposure and repeated sterilization. Resistance to mineral acids, alkali and salt solutions, detergents and hydrocarbon oils. May be attacked by ketones, chlorinated hydrocarbons and aromatic hydrocarbons. Europe Decision 2001/2/ EC:TSE, BSE – No Animal Origin and Phthalate/Latex/BPA free. Compliant to FDA 21 CFR 177.1655 and approved by the NSF.

## Polyvinylidene Fluoride (PVDF) / Kynar®



Outstanding chemical and UV resistance at both ambient and elevated temperatures. Material with high barrier properties, high purity and good mechanical and thermal properties. Abrasion, impact, flame and corrosion and chemical resistance. Europe Decision 2001/2/ EC:TSE, BSE – No Animal Origin and Phthalate/Latex/BPA free. USP Class VI, and various FDA and USDA certifications.

# Button Color

## Orange button is standard.

Natural, Red and Blue are special order only.

## O-Ring Selection



### Buna-N - Standard

Buna-N (also known as nitrile or NBR O-rings) are the most widely used o-ring material and offer excellent sealing and mechanical properties, excellent resistance to oils, solvents, gasoline, and petroleum-based fluids.

Temperature range: -20° to 225°F (-28° to 107°C)

SAE AS568, SAE J200, ASTM D2000



### EPDM - Option

Ethylene-propylene-diene rubber (also known as EPR) is resistant to extreme cold, steam, hot water, sunlight and UV, dilute acids, ketones, alkalis. Not for use with solvents, aromatic hydrocarbons.

Temperature range: -40° to 212°F (-40° to 100°C)

SAE AS568, ASTM D2000



### Silicone - Option Non Lubricated Silicone - Option\*

Silicone is resistant to extreme temperatures, outstanding flexural and fatigue life, and low compression set. Resistance to fungal growth, UV and ozone exposure, and weathering. Not for use with fuels, silicone and petroleum-based oils, and acids.

\*Autoclave sterilization with the use of non-lube silicone o-rings and Polypropylene materials is not recommended.

Temperature range: -40°F to +400°F (-40°C to +204°C)

SAE AS568, SAE J200



### Viton - Option

Viton exhibits excellent resistance to high temperature and low compression set, F grade.

Temperature range: 0°F to +400° (-17°C to +204°C).

SAE AS568, SAE J200, ASTM D2000

## Spring Selection



### 302 Stainless Steel - Standard

ASTM A313



### Non-Magnetic - Option

ASTM F1058, ASTM B139

# Adapter - NPT Thread Fittings

## HOW TO BUILD YOUR SKU (Material Codes Key on page 188)



**[SERIES TYPE]**

NPT -  
1/8"  
1/4"  
3/8"  
1/2"

**[BODY TYPE]**

M - MALE  
F - FEMALE

**[FLOW TYPE]**

O - OPEN FLOW  
V - VALVE FLOW

**[MATERIAL]**

A - ACETAL  
K - KYNAR®  
P - POLYPROPYLENE  
S - POLYSULFONE  
N - GF BLACK NYLON

**[BUTTON COLOR]**

(female only)  
O - ORANGE  
W - WHITE  
R - RED  
B - BLUE

**[O-RING TYPE]**

B - BUNA-N  
E - EPDM  
S - SILICONE  
V - VITON  
NL - NON-LUBE SILICONE

**[SPRING TYPE]**

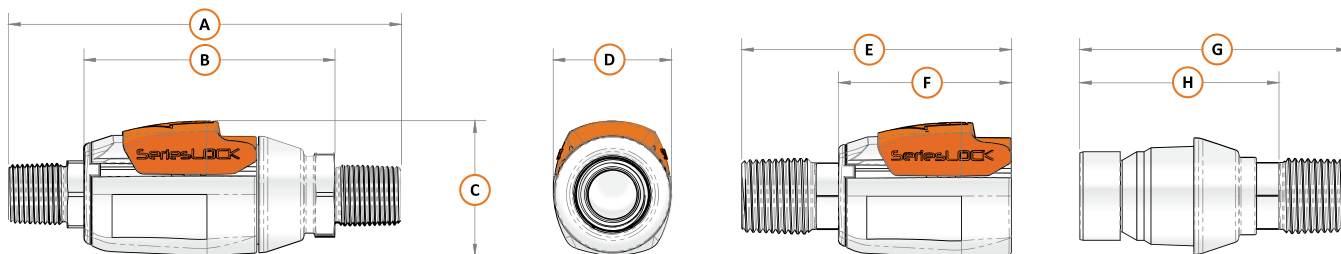
S - 302 SST  
E - NON-METALLIC

**[BARB SIZE]**

2 - 1/8"  
3 - 3/16"  
4 - 1/4"  
5 - 5/16"  
6 - 3/8"  
8 - 1/2"  
10 - 5/8"  
12 - 3/4"

**[PACKAGE QTY]**


01 - SINGLE UNIT  
10 - 10 PK



### NPT ADAPTER FITTINGS (DIMENSION IN INCHES)

Equivalent Tubing Size	NPT Adapter	A	B	C	D	E	F	G	H
1/8"	NPT 1/8"	3.04	1.96	0.90	0.84	2.09	1.44	1.90	1.46
3/16"	NPT 1/8"	3.04	1.96	0.90	0.84	2.09	1.44	1.90	1.46
1/4"	NPT 1/4"	3.62	2.13	1.12	0.99	2.41	1.57	2.23	1.58
5/16"	NPT 1/4"	3.62	2.13	1.12	0.99	2.41	1.57	2.23	1.58
3/8"	NPT 1/4"	3.62	2.13	1.12	0.99	2.41	1.57	2.23	1.58
1/4"	NPT 3/8"	3.62	2.13	1.12	0.99	2.42	1.57	2.23	1.58
5/16"	NPT 3/8"	3.62	2.13	1.12	0.99	2.42	1.57	2.23	1.58
3/8"	NPT 3/8"	3.62	2.13	1.12	0.99	2.42	1.57	2.23	1.58
1/2"	NPT 1/2"	4.63	2.80	1.50	1.32	3.02	1.93	3.00	2.22
5/8"	NPT 1/2"	4.63	2.80	1.50	1.32	3.02	1.93	3.00	2.22
3/4"	NPT 1/2"	4.63	2.80	1.50	1.32	3.02	1.93	3.00	2.22

# Adapter - NPT Thread Fittings (CONTINUED)




VALVED ASSEMBLY WEIGHTS (GR)						
Equivalent Tubing Size	Female Assembly			Male Assembly		
	PP	PVDF	GFBN	PP	PVDF	GFBN
1/8"	8	13	12	4	7	6
3/16"	8	13	12	4	7	6
1/4"	11	19	17	6	9	9
5/16"	11	19	17	6	9	9
3/8"	11	19	17	6	9	9
1/2"	27	45	41	15	27	23
5/8"	27	45	41	15	27	23
3/4"	27	45	41	15	27	23

VALVED ASSEMBLY WEIGHTS (GR)						
Equivalent Tubing Size	Female Assembly			Male Assembly		
	PP	PVDF	GFBN	PP	PVDF	GFBN
1/8"	8	13	12	2	4	3
3/16"	8	13	12	2	4	3
1/4"	10	18	16	3	6	4
5/16"	10	18	16	3	6	4
3/8"	10	18	16	3	6	4
1/2"	24	42	37	9	18	14
5/8"	24	42	37	9	18	14
3/4"	24	42	37	9	18	14

# Barb Fittings

## HOW TO BUILD YOUR SKU (Material Codes Key on page 188)



**[SERIES TYPE]**  
B - BARB

**[BODY TYPE]**  
M - MALE  
F - FEMALE

**[FLOW TYPE]**  
O - OPEN FLOW  
V - VALVE FLOW

**[MATERIAL]**  
A - ACETAL  
K - KYNAR®  
P - POLYPROPYLENE  
S - POLYSULFONE  
N - GF BLACK NYLON

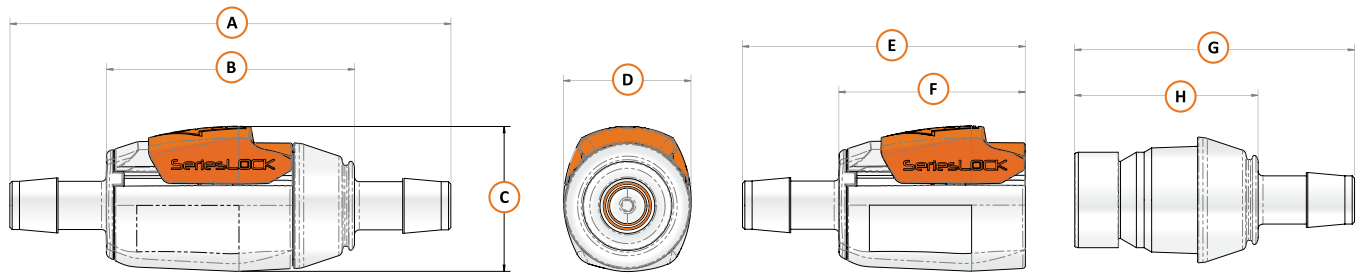
**[BUTTON COLOR]**  
(female only)  
O - ORANGE  
W - WHITE  
R - RED  
B - BLUE

**[O-RING TYPE]**  
B - BUNA-N  
E - EPDM  
S - SILICONE  
V - VITON  
NL - NON-LUBE SILICONE

**[SPRING TYPE]**  
S - 302 SST  
E - NON-METALLIC

**[BARB SIZE]**  
2 - 1/8"  
3 - 3/16"  
4 - 1/4"  
5 - 5/16"  
6 - 3/8"  
8 - 1/2"  
10 - 5/8"  
12 - 3/4"


**[PACKAGE QTY]**  
01 - SINGLE UNIT  
10 - 10 PK



### BARB FITTINGS (DIMENSION IN INCHES)

Tubing Size	A	B	C	D	E	F	G	H
1/8"	2.60	1.80	0.90	0.84	1.85	1.44	1.70	1.30
3/16"	3.00	1.80	0.90	0.84	2.05	1.44	1.90	1.30
1/4"	3.46	1.98	1.12	0.99	2.30	1.56	2.29	1.45
3/8"	3.66	1.98	1.12	0.99	2.40	1.56	2.29	1.45
1/2"	4.58	2.57	1.50	1.32	2.93	1.93	2.90	1.90
3/4"	4.97	2.57	1.50	1.32	3.13	1.93	3.10	1.90
1"	5.78	2.98	1.82	1.58	3.64	2.23	3.60	2.20

# Barb Fittings (CONTINUED)



VALVED ASSEMBLY WEIGHTS (GR)						
Tubing Size	Female Assembly			Male Assembly		
	PP	PVDF	GFBN	PP	PVDF	GFBN
1/8"	7	12	11	4	6	6
3/16"	8	13	12	4	7	6
1/4"	11	18	17	6	9	9
3/8"	11	19	17	6	9	9
1/2"	25	42	38	15	25	22
3/4"	27	45	41	15	27	23
1"	40	71	-	23	46	-

OPEN ASSEMBLY WEIGHTS (GR)						
Tubing Size	Female Assembly			Male Assembly		
	PP	PVDF	GFBN	PP	PVDF	GFBN
1/8"	7	12	11	2	4	3
3/16"	8	13	12	2	4	3
1/4"	10	17	15	3	5	4
3/8"	10	18	16	3	6	4
1/2"	22	39	34	9	18	14
3/4"	24	42	37	9	18	14
1"	38	69	-	21	44	-

## SALES / ORDER INQUIRIES:

📞 970-667-2728 📠 970-667-3204

✉ sales@eldonjames.com

🌐 eldonjames.com/serieslock-quick-disconnect-fittings



Learn more about SeriesLock®



# Panel Mount Male Fittings

## HOW TO BUILD YOUR SKU (Material Codes Key on page 188)



**[SERIES TYPE]**

PM - PANEL MOUNT

**[BODY TYPE]**

M - MALE  
F - FEMALE

**[FLOW TYPE]**

O - OPEN FLOW  
V - VALVE FLOW

**[MATERIAL]**

A - ACETAL  
K - KYNAR®  
P - POLYPROPYLENE  
S - POLYSULFONE  
N - GF BLACK NYLON

**[BUTTON COLOR]**

(female only)  
O - ORANGE  
W - WHITE  
R - RED  
B - BLUE

**[O-RING TYPE]**

B - BUNA-N  
E - EPDM  
S - SILICONE  
V - VITON  
NL - NON-LUBE SILICONE

**[SPRING TYPE]**

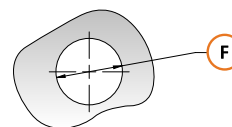
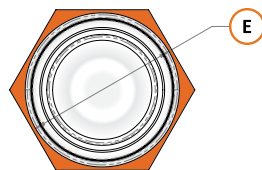
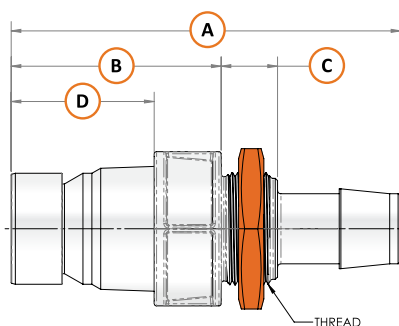
S - 302 SST  
E - NON-METALLIC

**[BARB SIZE]**

2 - 1/8"  
3 - 3/16"  
4 - 1/4"  
5 - 5/16"  
6 - 3/8"  
8 - 1/2"  
10 - 5/8"  
12 - 3/4"

**[PACKAGE QTY]**

01 - SINGLE UNIT  
10 - 10 PK




Panel Mount Hole Dimensions

### PANEL MOUNT FITTINGS (DIMENSION IN INCHES)

Tubing Size	A	B	C	D	E	F
1/8"	2.04	1.14	0.5	0.97	0.87	0.695
3/16"	2.24	1.14	0.5	0.97	0.87	0.695
1/4"	2.68	1.45	0.5	1.05	1	0.695
5/16"	2.73	1.45	0.5	1.05	1	0.695
3/8"	2.78	1.45	0.5	1.05	1	0.695
1/2"	3.38	1.87	0.5	1.27	1.37	1
5/8"	3.48	1.87	0.5	1.27	1.37	1
3/4"	3.58	1.87	0.5	1.27	1.37	1
1"	3.65	1.54	0.7	1.47	2.13	1.760

# Panel Mount Male Fittings (CONTINUED)



OPEN AND VALVED ASSEMBLIES WEIGHTS (GR)						
Tubing Size	Valved Assembly			Open Assembly		
	PP	PVDF	GFBN	PP	PVDF	GFBN
1/8"	6	8	7	4	7	6
3/16"	6	8	7	4	7	6
1/4"	9	13	12	6	12	11
5/16"	9	13	12	6	12	11
3/8"	10	14	13	6	12	11
1/2"	20	24	22	14	20	16
5/8"	20	24	22	14	20	16
3/4"	21	25	23	15	21	17
1"	31	60	-	25	56	-

## SALES / ORDER INQUIRIES:

📞 970-667-2728 📠 970-667-3204

✉ sales@eldonjames.com

🌐 eldonjames.com/serieslock-quick-disconnect-fittings



Learn more about SeriesLock®

# 3/4" Mini Sanitary Flange Fittings

## HOW TO BUILD YOUR SKU (Material Codes Key on page 188)



**[SERIES TYPE]**

SF12 -  
SANITARY FLANGE 3/4"

**[BODY TYPE]**

M - MALE  
F - FEMALE

**[FLOW TYPE]**

O - OPEN FLOW  
V - VALVE FLOW

**[MATERIAL]**

A - ACETAL  
K - KYNAR®  
P - POLYPROPYLENE  
S - POLYSULFONE  
N - GF BLACK NYLON

**[BUTTON COLOR]**

(female only)  
O - ORANGE  
W - WHITE  
R - RED  
B - BLUE

**[O-RING TYPE]**

B - BUNA-N  
E - EPDM  
S - SILICONE  
V - VITON  
NL - NON-LUBE SILICONE

**[SPRING TYPE]**

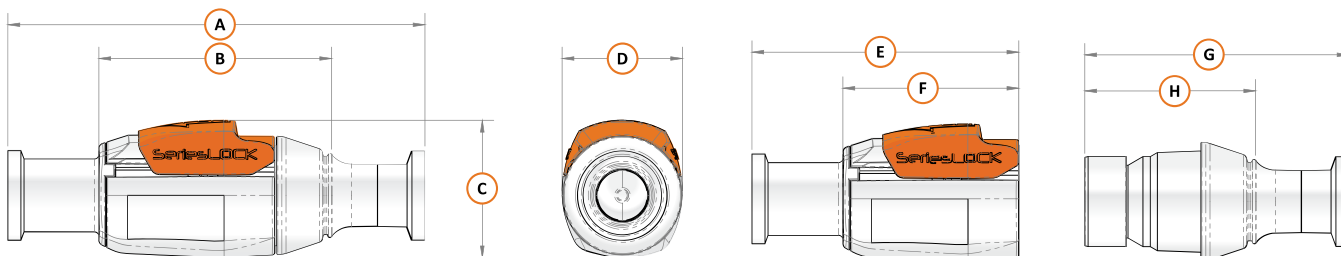
S - 302 SST  
E - NON-METALLIC

**[BARB SIZE]**

2 - 1/8"  
3 - 3/16"  
4 - 1/4"  
5 - 5/16"  
6 - 3/8"  
8 - 1/2"  
10 - 5/8"  
12 - 3/4"

**[PACKAGE QTY]**


01 - SINGLE UNIT  
10 - 10 PK



### 3/4" MINI SANITARY FITTINGS SF12 (DIMENSION IN INCHES)

Equivalent Tubing Size	A	B	C	D	E	F	G	H
1/8"							2.11	1.33
3/16"							2.11	1.33
1/4"	3.9	1.92	1.12	0.99	2.57	1.57	2.37	1.43
5/16"	3.9	1.92	1.12	0.99	2.57	1.57	2.37	1.43
3/8"	3.9	1.92	1.12	0.99	2.57	1.57	2.37	1.43
1/2"	4.58	2.56	1.5	1.32	2.93	1.93	2.9	1.88
5/8"	4.58	2.56	1.5	1.32	2.93	1.93	2.9	1.88
3/4"	4.58	2.56	1.5	1.32	2.93	1.93	2.9	1.88

# 3/4" Mini Sanitary Flange Fittings (CONTINUED)



VALVED ASSEMBLY WEIGHTS (GR)						
Tubing Size	Female Valved Assembly			Male Valved Assembly		
	PP	PVDF	GFBN	PP	PVDF	GFBN
1/8"				6	8	7
3/16"				6	8	7
1/4"	11	18	17	9	13	12
5/16"	11	18	17	9	13	12
3/8"	11	19	17	9	13	12
1/2"	25	42	38	20	24	22
5/8"	25	42	38	20	24	22
3/4"	27	45	38	20	24	22

OPEN ASSEMBLY WEIGHTS (GR)						
Tubing Size	Female Open Assembly			Male Open Assembly		
	PP	PVDF	GFBN	PP	PVDF	GFBN
1/8"				4	7	6
3/16"				4	7	6
1/4"	10	17	15	6	12	11
5/16"	10	17	15	6	12	11
3/8"	10	17	15	6	12	11
1/2"	22	39	34	14	20	16
5/8"	22	39	34	14	20	16
3/4"	24	39	34	14	20	16

# 1-1/2" Sanitary Flange Fittings

HOW TO BUILD YOUR SKU (Material Codes Key on page 188)



**[SERIES TYPE]**

SF24 -  
SANITARY FLANGE 1-1/2"

**[BODY TYPE]**

M - MALE  
F - FEMALE

**[FLOW TYPE]**

O - OPEN FLOW  
V - VALVE FLOW

**[MATERIAL]**

A - ACETAL  
K - KYNAR®  
P - POLYPROPYLENE  
S - POLYSULFONE  
N - GF BLACK NYLON

**[BUTTON COLOR]**

(female only)  
O - ORANGE  
W - WHITE  
R - RED  
B - BLUE

**[O-RING TYPE]**

B - BUNA-N  
E - EPDM  
S - SILICONE  
V - VITON  
NL - NON-LUBE SILICONE

**[SPRING TYPE]**

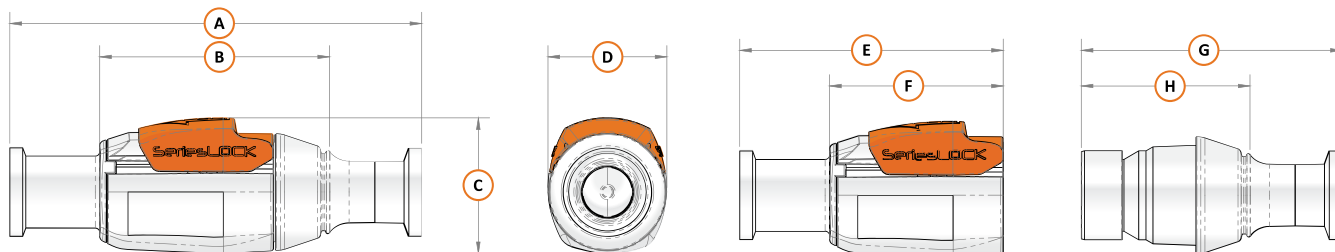
S - 302 SST  
E - NON-METALLIC

**[BARB SIZE]**

2 - 1/8"  
3 - 3/16"  
4 - 1/4"  
5 - 5/16"  
6 - 3/8"  
8 - 1/2"  
10 - 5/8"  
12 - 3/4"

**[PACKAGE QTY]**

01 - SINGLE UNIT  
10 - 10 PK




**1-1/2" SANITARY FITTINGS SF24 (DIMENSION IN INCHES)**

Equivalent Tubing Size	A	B	C	D	E	F	G	H
1/2"	4.58	2.56	1.5	1.32	2.93	1.93	2.9	1.88
5/8"	4.58	2.56	1.5	1.32	2.93	1.93	2.9	1.88
3/4"	4.58	2.56	1.5	1.32	2.93	1.93	2.9	1.88

**NEW**  
Sanitary flange tri-clamp  
available on page 86.



# 1-1/2" Sanitary Flange Fittings (CONTINUED)



VALVED ASSEMBLY WEIGHTS (GR)						
Tubing Size	Female Valved Assembly			Male Valved Assembly		
	PP	PVDF	GFBN	PP	PVDF	GFBN
1/2"	31	53	48	26	32	29
5/8"	31	53	48	26	32	29
3/4"	31	53	48	26	32	29

OPEN ASSEMBLY WEIGHTS (GR)						
Tubing Size	Female Open Assembly			Male Open Assembly		
	PP	PVDF	GFBN	PP	PVDF	GFBN
1/2"	28	50	44	20	29	23
5/8"	28	50	44	20	29	23
3/4"	28	50	44	20	29	23

## SALES / ORDER INQUIRIES:

📞 970-667-2728 📠 970-667-3204

✉ sales@eldonjames.com

🌐 eldonjames.com/serieslock-quick-disconnect-fittings



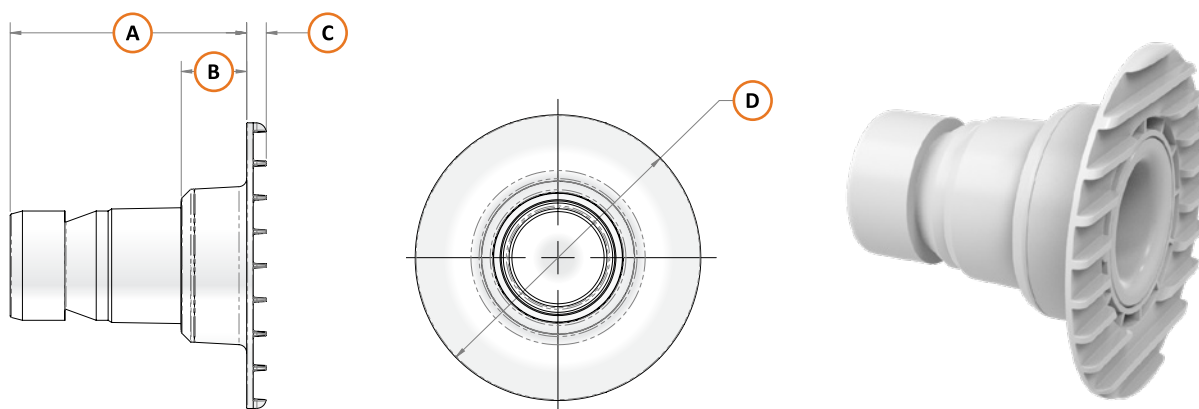
Learn more about SeriesLock®

# Port Plate / Bag Port Fittings

## HOW TO BUILD YOUR SKU (Material Codes Key on page 188)



[SERIES TYPE]	[BODY TYPE]	[MATERIAL]	[O-RING TYPE]	[BARB SIZE]	[PACKAGE QTY]
PP - PORT PLATE	M - MALE F - FEMALE	A - ACETAL K - KYNAR® P - POLYPROPYLENE S - POLYSULFONE N - GF BLACK NYLON	B - BUNA-N E - EPDM S - SILICONE V - VITON NL - NON-LUBE SILICONE	2 - 1/8" 3 - 3/16" 4 - 1/4" 5 - 5/16" 6 - 3/8" 8 - 1/2" 10 - 5/8" 12 - 3/4"	01 - SINGLE UNIT 10 - 10 PK
	[FLOW TYPE]	[MATERIAL (PLATE)]	[SPRING TYPE]		
	O - OPEN FLOW V - VALVE FLOW	E - 8402 P - POLYPROPYLENE	S - 302 SST E - NON-METALLIC		



PORT PLATE / BAG PORT FITTINGS										
Tubing Size	A	B	C	D	Valved Assembly (gr)			Open Assembly (gr)		
					PP	PVDF	GFBN	PP	PVDF	GFBN
1/8"	1.32	0.36	0.12	1.75	9	13		6	12	
3/16"	1.32	0.36	0.12	1.75	9	13		6	12	
1/4"	1.45	0.4	0.12	1.75	10	14		6	12	
5/16"	1.45	0.4	0.12	1.75	10	14		6	12	
3/8"	1.45	0.4	0.12	1.75	10	14		6	12	
1/2"	1.84	0.56	0.12	2.25	21	25		15	21	
5/8"	1.84	0.56	0.12	2.25	21	25		15	21	
3/4"	1.84	0.56	0.12	2.25	21	25		15	21	

# Micro-Connect Barb (MBO)

## Open Flow Fittings

HOW TO BUILD YOUR SKU (Material Codes Key on page 188)



**[SERIES TYPE]**

OPEN ONLY  
MBO - MICRO BARB

**[BODY TYPE]**

M - MALE  
F - FEMALE

**[FLOW TYPE]**

O - OPEN FLOW  
V - VALVE FLOW

**[MATERIAL]**

A - ACETAL  
K - KYNAR®  
P - POLYPROPYLENE  
N - GF BLACK NYLON

**[BUTTON COLOR]**

(female only)  
O - ORANGE  
W - WHITE  
R - RED  
B - BLUE

**[O-RING TYPE]**

B - BUNA-N  
E - EPDM  
S - SILICONE  
V - VITON  
NL - NON-LUBE SILICONE

**[SPRING TYPE]**

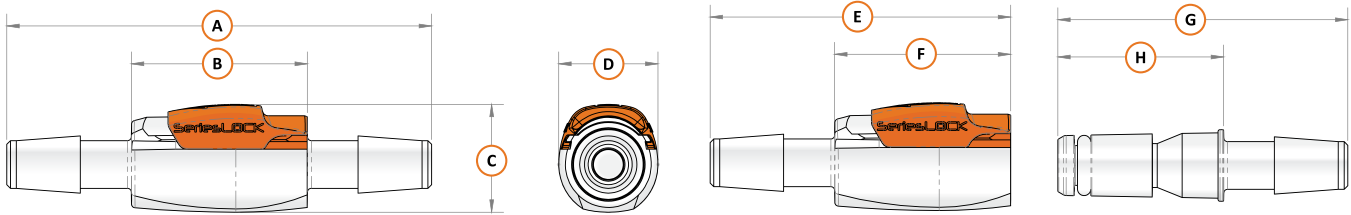
S - 302 SST  
E - NON-MAGNETIC  
N - NON-METALLIC

**[BARB SIZE]**

1 - 1/16"  
2 - 1/8"  
3 - 3/16"  
4 - 1/4"

**[PACKAGE QTY]**

01 - SINGLE UNIT  
10 - 10 PK



### MBO SERIES - MICRO-CONNECT BARB FITTINGS (DIMENSION IN INCHES)

Equivalent Tubing Size	A	B	C	D	E	F	G	H
1/16"	1.33	0.92	0.57	0.52	1.12	0.92	1.07	0.87
1/8"	1.73	0.92	0.57	0.52	1.32	0.92	1.27	0.87
3/16"	2.13	0.92	0.57	0.52	1.52	0.92	1.47	0.87
1/4"	2.23	0.92	0.57	0.52	1.57	0.92	1.52	0.87
3/8"	2.49	0.92	0.57	0.52	1.7	0.92	1.67	0.87

### OPEN ASSEMBLY WEIGHTS (GR)

Tubing Size	Female Open Assembly			Male Open Assembly		
	PP	PVDF	GFBN	PP	PVDF	GFBN
1/16"	1.5	2.9		0.8	1.6	
1/8"	1.6	3.1		0.8	1.7	
3/16"	1.8	3.5		1.0	2.0	
1/4"	1.8	3.5		1.0	2.0	
3/8"	3.3	6.4		1.2	2.4	



# Micro-Connect Barb (MBV) Valved Flow Fittings

HOW TO BUILD YOUR SKU (Material Codes Key on page 188)



**[SERIES TYPE]**

VALVED AND OPEN  
MBV - MICRO BARB  
SERIES 2

**[BODY TYPE]**

M - MALE  
F - FEMALE

**[FLOW TYPE]**

O - OPEN FLOW  
V - VALVE FLOW

**[MATERIAL]**

A - ACETAL  
K - KYNAR®  
P - POLYPROPYLENE  
N - GF BLACK NYLON

**[BUTTON COLOR]**

(female only)  
O - ORANGE  
W - WHITE  
R - RED  
B - BLUE

**[O-RING TYPE]**

B - BUNA-N  
E - EPDM  
S - SILICONE  
V - VITON  
NL - NON-LUBE SILICONE

**[BARB SIZE]**

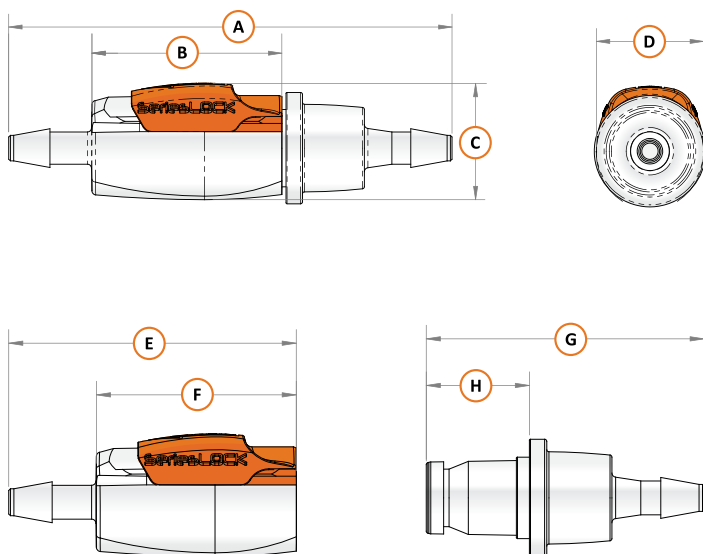
1 - 1/16"  
2 - 1/8"  
3 - 3/16"  
4 - 1/4"

**[PACKAGE QTY]**

01 - SINGLE UNIT  
10 - 10 PK

**[SPRING TYPE]**

S - 302 SST  
E - NON-MAGNETIC  
N - NON-METALLIC




**MBO SERIES - MICRO-CONNECT BARB FITTINGS (DIMENSION IN INCHES)**

Equivalent Tubing Size	A	B	C	D	E	F	G	H
1/16"	1.73	0.92	0.57	0.52	1.12	0.92	1.08	0.56
1/8"	2.13	0.92	0.57	0.52	1.32	0.92	1.28	0.56
3/16"	2.53	0.92	0.57	0.52	1.52	0.92	1.48	0.56
1/4"	2.74	0.92	0.57	0.52	1.57	0.92	1.62	0.56

# Micro-Connect Barb (MBV)

## Valved Flow Fittings (CONTINUED)



VALVED ASSEMBLY WEIGHTS (GR)						
Tubing Size	Female Valved Assembly			Male Valved Assembly		
	PP	PVDF	GFBN	PP	PVDF	GFBN
1/16"	1.7	3.4		1.1	2.2	
1/8"	1.8	3.6		1.1	2.3	
3/16"	2.0	4.0		1.3	2.6	
1/4"	2.0	4.0		1.3	2.6	

OPEN ASSEMBLY WEIGHTS (GR)						
Tubing Size	Female Open Assembly			Male Open Assembly		
	PP	PVDF	GFBN	PP	PVDF	GFBN
1/16"	1.6	3.3		0.9	2.0	
1/8"	1.7	3.4		1.0	2.1	
3/16"	1.9	3.9		1.2	2.5	
1/4"	1.9	3.9		1.2	2.4	

### SALES / ORDER INQUIRIES:

📞 970-667-2728 📠 970-667-3204

✉ sales@eldonjames.com

🌐 eldonjames.com/serieslock-quick-disconnect-fittings



Learn more about SeriesLock®

# Micro-Connect Panel Mount (MPMO) Open Flow Fittings

## HOW TO BUILD YOUR SKU (Material Codes Key on page 188)



**[SERIES TYPE]**

OPEN ONLY  
MPMO - MICRO PANEL MOUNT

**[BODY TYPE]**

M - MALE  
F - FEMALE

**[FLOW TYPE]**

O - OPEN FLOW  
V - VALVE FLOW

**[MATERIAL]**

A - ACETAL  
K - KYNAR®  
P - POLYPROPYLENE  
N - GF BLACK NYLON

**[BUTTON COLOR]**

(female only)  
O - ORANGE  
W - WHITE  
R - RED  
B - BLUE

**[O-RING TYPE]**

B - BUNA-N  
E - EPDM  
S - SILICONE  
V - VITON  
NL - NON-LUBE SILICONE

**[SPRING TYPE]**

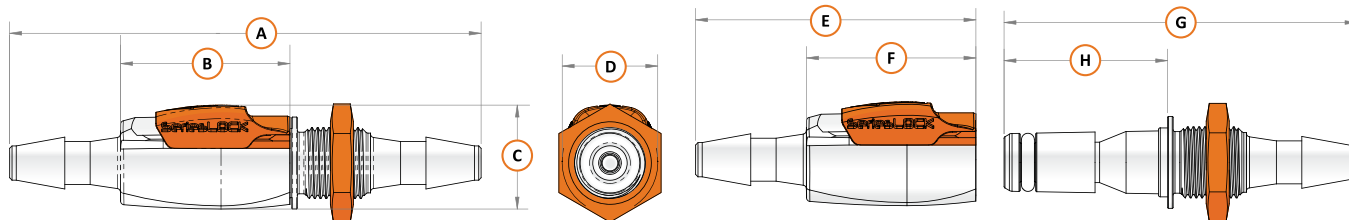
S - 302 SST  
E - NON-MAGNETIC  
N - NON-METALLIC

**[BARB SIZE]**

1 - 1/16"  
2 - 1/8"  
3 - 3/16"  
4 - 1/4"

**[PACKAGE QTY]**

01 - SINGLE UNIT  
10 - 10 PK



### MPMO SERIES - MICRO-CONNECT PANEL MOUNT FITTINGS (DIMENSION IN INCHES)

Equivalent Tubing Size	A	B	C	D	E	F	G	H
1/16"	1.78	0.92	0.57	0.52	1.12	0.92	1.52	0.92
1/8"	2.18	0.92	0.57	0.52	1.32	0.92	1.72	0.92
3/16"	2.58	0.92	0.57	0.52	1.52	0.92	1.92	0.92
1/4"	2.68	0.92	0.57	0.52	1.57	0.92	1.97	0.92

### OPEN ASSEMBLY WEIGHTS (GR)

Tubing Size	Female Open Assembly			Male Open Assembly		
	PP	PVDF	GFBN	PP	PVDF	GFBN
1/16"	1.5	2.9		1.3	2.7	
1/8"	1.6	3.1		1.4	2.8	
3/16"	1.8	3.5		1.6	3.1	
1/4"	1.8	3.5		1.6	3.1	

# Micro-Connect Panel Mount (MPMV) Valved Flow Fittings

**HOW TO BUILD YOUR SKU (Material Codes Key on page 188)**



**[SERIES TYPE]**

VALVED AND OPEN  
MPMV - MICRO PANEL  
MOUNT  
SERIES 2

**[BODY TYPE]**

M - MALE  
F - FEMALE

**[FLOW TYPE]**

O - OPEN FLOW  
V - VALVE FLOW

**[MATERIAL]**

A - ACETAL  
K - KYNAR®  
P - POLYPROPYLENE  
N - GF BLACK NYLON

**[BUTTON COLOR]**

(female only)  
O - ORANGE  
W - WHITE  
R - RED  
B - BLUE

**[O-RING TYPE]**

B - BUNA-N  
E - EPDM  
S - SILICONE  
V - VITON  
NL - NON-LUBE SILICONE

**[SPRING TYPE]**

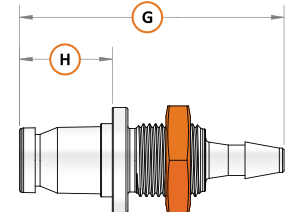
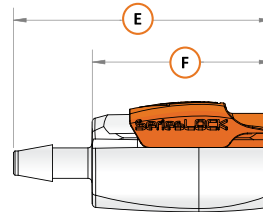
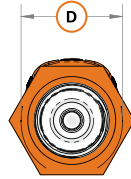
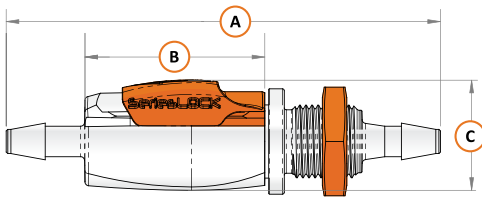
S - 302 SST  
E - NON-MAGNETIC  
N - NON-METALLIC

**[BARB SIZE]**

1 - 1/16"  
2 - 1/8"  
3 - 3/16"  
4 - 1/4"

**[PACKAGE QTY]**

01 - SINGLE UNIT  
10 - 10 PK




**MPMV SERIES - MICRO-CONNECT BARB FITTINGS (DIMENSION IN INCHES)**

Equivalent Tubing Size	A	B	C	D	E	F	G	H
1/16"	1.77	0.92	0.57	0.52	1.12	0.92	1.08	0.48
1/8"	2.17	0.92	0.57	0.52	1.32	0.92	1.28	0.48
3/16"	2.57	0.92	0.57	0.52	1.52	0.92	1.48	0.48
1/4"	2.72	0.92	0.57	0.52	1.57	0.92	1.62	0.48

# Micro-Connect Panel Mount (MPMV)

## Valved Flow Fittings (CONTINUED)



VALVED ASSEMBLY WEIGHTS (GR)						
Tubing Size	Female Valved Assembly			Male Valved Assembly		
	PP	PVDF	GFBN	PP	PVDF	GFBN
1/16"	1.7	3.4		1.8	3.7	
1/8"	1.8	3.6		1.9	3.8	
3/16"	2.0	4.0		2.1	4.2	
1/4"	2.0	4.0		2.1	4.2	

OPEN ASSEMBLY WEIGHTS (GR)						
Tubing Size	Female Open Assembly			Male Open Assembly		
	PP	PVDF	GFBN	PP	PVDF	GFBN
1/16"	1.6	3.3		1.7	3.6	
1/8"	1.7	3.4		1.7	3.7	
3/16"	1.9	3.9		1.9	4.0	
1/4"	1.9	3.9		1.9	4.0	

### SALES / ORDER INQUIRIES:

📞 970-667-2728 📠 970-667-3204

✉ sales@eldonjames.com

🌐 eldonjames.com/serieslock-quick-disconnect-fittings



# Caps

## HOW TO BUILD YOUR SKU (Material Codes Key on page 188)



**[SERIES TYPE]**  
CAP - MALE CAP

**[BODY TYPE]**  
M - MALE

**[FLOW TYPE]**  
O - OPEN FLOW  
V - VALVE FLOW

**[MATERIAL]**  
A - ACETAL  
K - KYNAR®  
P - POLYPROPYLENE  
S - POLYSULFONE  
N - GF BLACK NYLON


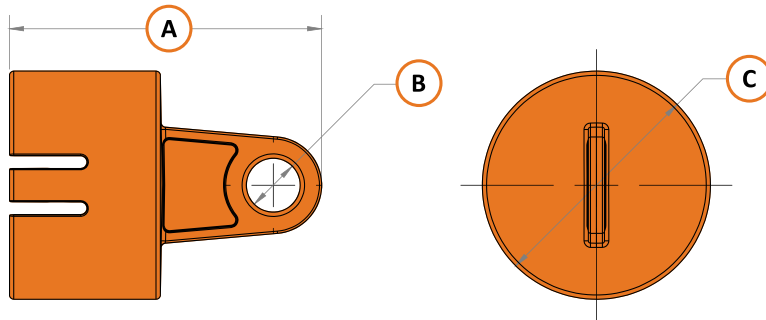
**[BUTTON COLOR]**  
(female only)  
O - ORANGE  
W - WHITE  
R - RED  
B - BLUE

**[O-RING TYPE]**  
B - BUNA-N  
E - EPDM  
S - SILICONE  
V - VITON  
NL - NON-LUBE SILICONE

**[SPRING TYPE]**  
S - 302 SST  
E - NON-METALLIC

**[BARB SIZE]**  
2 - 1/8"  
3 - 3/16"  
4 - 1/4"  
5 - 5/16"  
6 - 3/8"  
8 - 1/2"  
10 - 5/8"  
12 - 3/4"

**[PACKAGE QTY]**  
01 - SINGLE UNIT  
10 - 10 PK



TUBING SIZE CAP (DIMENSION IN INCHES)			
Tubing Size	A	B	C
1/8"	1.29	0.25	0.64
3/16"	1.29	0.25	0.64
1/4"	1.30	0.25	0.76
3/8"	1.30	0.25	0.76
1/2"	1.50	0.25	1.06
3/4"	1.50	0.25	1.06

TUBING SIZE WEIGHTS (GR)	
Tubing Size	PP
1/8"	1.1
3/16"	1.1
1/4"	1.4
3/8"	1.4
1/2"	2.2
3/4"	2.2

# Plugs

## HOW TO BUILD YOUR SKU (Material Codes Key on page 188)



**[SERIES TYPE]**

PLUG - FEMALE PLUG

**[BODY TYPE]**

F - FEMALE

**[FLOW TYPE]**

O - OPEN FLOW  
V - VALVE FLOW

**[MATERIAL]**

A - ACETAL  
K - KYNAR®  
P - POLYPROPYLENE  
S - POLYSULFONE  
N - GF BLACK NYLON

**[BUTTON COLOR]**

(female only)  
O - ORANGE  
W - WHITE  
R - RED  
B - BLUE

**[O-RING TYPE]**

B - BUNA-N  
E - EPDM  
S - SILICONE  
V - VITON  
NL - NON-LUBE SILICONE

**[SPRING TYPE]**

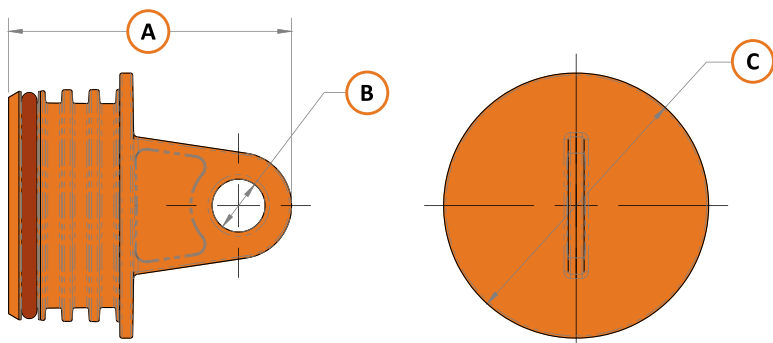
S - 302 SST  
E - NON-METALLIC

**[BARB SIZE]**

2 - 1/8"  
3 - 3/16"  
4 - 1/4"  
5 - 5/16"  
6 - 3/8"  
8 - 1/2"  
10 - 5/8"  
12 - 3/4"

**[PACKAGE QTY]**

01 - SINGLE UNIT  
10 - 10 PK



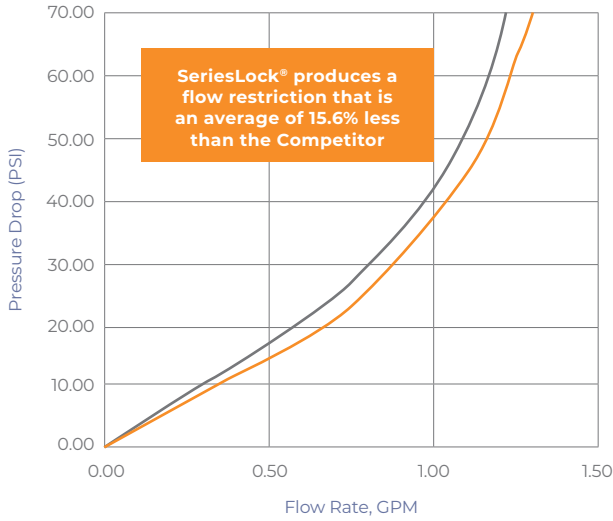
### TUBING SIZE CAP (DIMENSION IN INCHES)

Tubing Size	A	B	C
1/8"	1.31	0.25	0.79
3/16"	1.31	0.25	0.79
1/4"	1.36	0.25	0.79
3/8"	1.36	0.25	0.79
1/2"	1.36	0.25	1.25
3/4"	1.36	0.25	1.25

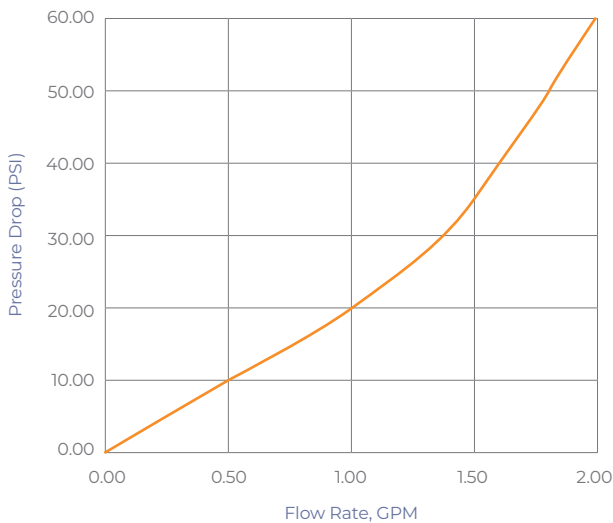
### TUBING SIZE WEIGHTS (GR)

Tubing Size	PP
1/8"	1.4
3/16"	1.4
1/4"	1.7
3/8"	1.7
1/2"	2.9
3/4"	2.9

# Water Flow Test Data

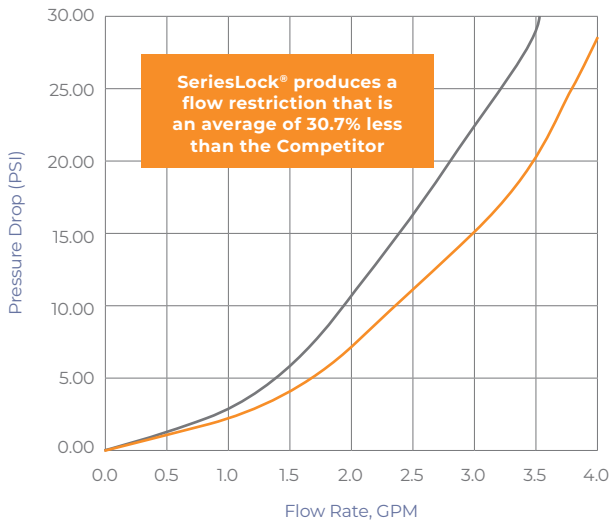


WATER FLOW - 1/8" BARB FITTINGS			
Flow Rate (GPM)	Pressure Drop (PSI)		Percent Change (PSI) <sup>2</sup>
	SeriesLock®	Competitor	
0.00	0.00	0.00	0.00%
0.60	16.08	20.00	-19.61%
0.90	31.01	35.00	-11.40%
1.10	43.20	50.00	-13.61%
1.20	54.24	66.00	-17.82%



WATER FLOW - 3/16" BARB FITTINGS			
Flow Rate (GPM)	Pressure Drop (PSI)		Percent Change (PSI) <sup>2</sup>
	SeriesLock®	Competitor	
0.00	0.00	0.00	0.00%
0.60	16.08	0.00	0.00%
0.90	31.01	0.00	0.00%
1.10	43.20	0.00	0.00%
1.20	54.24	0.00	0.00%

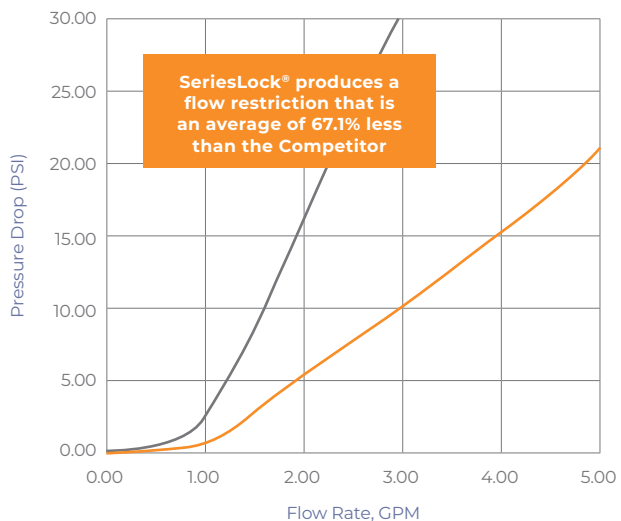
No competitor product commercially available at this time



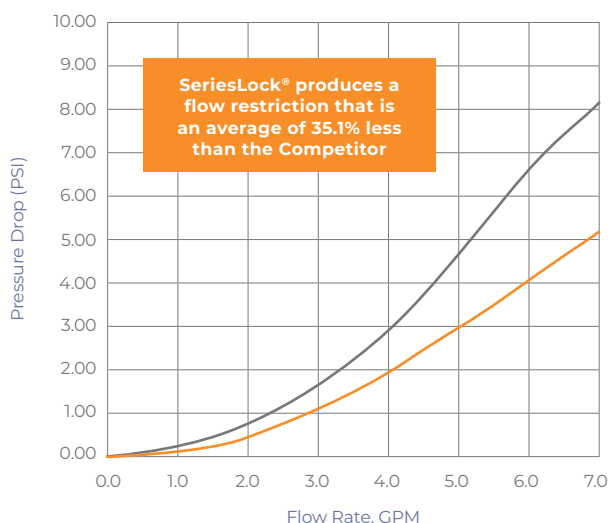
WATER FLOW - 1/8" BARB FITTINGS			
Flow Rate (GPM)	Pressure Drop (PSI)		Percent Change (PSI) <sup>2</sup>
	SeriesLock®	Competitor	
0.00	0.00	0.00	0.00%
1.51	4.07	6.06	-32.83%
3.46	19.71	28.15	-29.98%
3.52	20.47	29.90	-31.53%
3.60	21.56	30.09	-28.35%



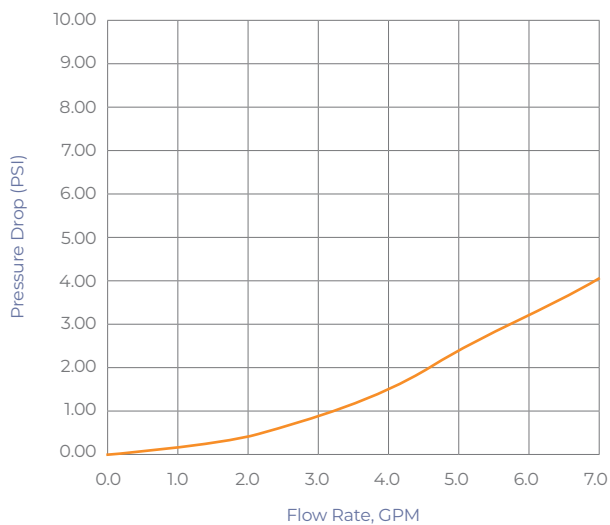
# Water Flow Test Data (CONTINUED)



WATER FLOW - 3/8" BARB FITTINGS			
Flow Rate (GPM)	Pressure Drop (PSI)		Percent Change (PSI) <sup>2</sup>
	SeriesLock®	Competitor	
0.00	0.00	0.00	0.00%
1.06	0.96	2.84	-66.10%
2.85	8.01	28.85	-72.23%
3.17	9.75	31.45	-68.99%
3.62	12.35	31.89	-61.26%



WATER FLOW - 1/2" BARB FITTINGS			
Flow Rate (GPM)	Pressure Drop (PSI)		Percent Change (PSI) <sup>2</sup>
	SeriesLock®	Competitor	
0.00	0.00	0.00	0.00%
1.88	0.41	0.70	-40.91%
4.00	1.97	2.90	-32.08%
6.70	4.81	7.74	-37.87%
8.30	5.96	8.50	-29.93%



WATER FLOW - 1/8" BARB FITTINGS			
Flow Rate (GPM)	Pressure Drop (PSI)		Percent Change (PSI) <sup>2</sup>
	SeriesLock®	Competitor	
0.00	0.00	0.00	0.00%
3.36	1.04	0.00	0.00%
5.07	2.40	0.00	0.00%
7.69	4.56	0.00	0.00%
8.92	4.69	0.00	0.00%

No competitor product commercially available at this time

# Cv Values

SERIESLOCK® SMALL, Cv IN GALLONS PER MINUTE					
		1/8 MV	1/8 MO	3/16 MV	3/16 MO
		B-MV-PP-SS-2	B-MO-P-2	B-MV-P-SS-3	B-MO-P-3
1/8 FV	B-FV-PO-SS-2	0.15	0.15	0.23	0.23
1/8 FO	B-FO-PO-SS-2	0.14	0.14	0.21	0.22
3/16 FV	B-FV-PO-SS-3	0.19	0.18	0.26	0.26
3/16 FO	B-FO-PO-SS-3	0.19	0.19	0.27	0.29

SERIESLOCK® MEDIUM, Cv IN GALLONS PER MINUTE					
		1/4 MV	1/4 MO	3/8 MV	3/8 MO
		B-MV-PP-SS-4	B-MO-P-4	B-MV-P-SS-6	B-MO-P-6
1/4 FV	B-FV-PO-SS-4	0.44	0.42	0.58	0.59
1/4 FO	B-FO-PO-SS-4	0.43	0.45	0.51	0.62
3/8 FV	B-FV-PO-SS-6	0.56	0.54	0.98	1.14
3/8 FO	B-FO-PO-SS-6	0.54	0.60	0.74	1.43

SERIESLOCK® LARGE, Cv IN GALLONS PER MINUTE					
		1/2 MV	1/2 MO	3/4 MV	3/4 MO
		B-MV-PP-SS-8	B-MO-P-8	B-MV-P-SS-12	B-MO-P-12
1/2 FV	B-FV-PO-SS-8	2.6	2.7	3.5	3.7
1/2 FO	B-FO-PO-SS-8	2.5	3.3	2.8	6.5
3/4 FV	B-FV-PO-SS-12	3.4	3.6	3.9	4.8
3/4 FO	B-FO-PO-SS-12	3.2	5.7	3.6	11.8

# General Information

SERIESLOCK® COMPONENTS		
Materials		
Component	Standard	Option
Main Body Components	Polypropylene (PP)	Acetal (AC)
		Glass Filled Black Nylon (GFBN)
		Polysulfone (PS)
		Polyvinylidene fluoride (PVDF)
Slide Button / Main Latch	Polycarbonate	
Slide Button / Main Latch Color	Orange	Natural, Red, Blue - Special Order Only
Springs	Stainless	Non-Magnetic
Seals	Buna-N	EPDM, Silicone and Viton
		Non-Lube (Silicone Only)

INTERNAL SURFACE AREAS (IN <sup>2</sup> )	
Small Body ( -2 / -3 )	
Open Female	0.88
Valved Female	0.97
Open Male	2.67
Valved Male	1.55
Medium Body ( -4 / -5 / -6 )	
Open Female	1.64
Valved Female	1.99
Open Male	3.72
Valved Male	2.37
Large Body ( -8 / -10 / -12 )	
Open Female	5.01
Valved Female	6.11
Open Male	8.99
Valved Male	6.36

# General Information (CONTINUED)


SERIESLOCK® COMPONENTS	
Materials	
<b>Connections</b>	1/16" to 3/4" Tubing
<b>Lubricants</b>	PFPE (biocompatible, inert)
<b>Pressure</b>	Vacuum to 90psi, 6.2 bar
<b>Temperature (Continuous)</b>	Polysulfone (PS)
	AC: 32°F to 180°F (0°C to 82°C)
	GFBN: 32°F to 282°F (0°C to 139°C)
	PP: 32°F to 160°F (0°C to 71°C)
	PVDF: 32°F to 250°F (0°C to 121°C)
	PS: -40°F to 282°F (-40°C to 139°C)
<b>Spillage (At Rated Pressures)</b>	Small Housing (1/8" to 3/16" Tubing) <0.05cc per disconnect
	Medium Housing (1/4" to 3/8" Tubing) <0.05cc per disconnect
	Large Housing (1/2" to 3/4" Tubing) <0.1cc per disconnect
	Micro Housing (1/16" to 1/4" Tubing) <0.05cc per disconnect



PORT DISCS – FLAT PLATE • MINI DOME • OPPOSING BARB  
PORT PLATES | BAG PORTS

# Bag Ports





# Bag Ports

## PORT DISCS – FLAT PLATE • MINI DOME • OPPOSING BARB PORT PLATES | BAG PORTS

### SINGLE-USE BIOREACTOR PORT DISC

Bag ports, also known as port plates and port discs, are designed to be ultrasonic or thermal welded to medical and bio-reactor bags of like material. These single-use bags are used to transfer drug compounds, cell culture and fermentation as well as other media and fluids in the bio-pharmaceutical industry. Port discs are also used in the biomedical market and laboratory environment in fluid management applications. Port plate fittings have also found their way into agricultural applications. Barb sizes range from 1/8" to 1". Browse Opposing Barb Port Discs, Flat Plate Port Discs, Mini Dome Port Discs and Ribbed Base Port Plates. Available in a single-use low density polyethylene, E8402 flex material.

### ABOUT OUR NATURAL MATERIALS:

All Cleanroom Manufactured materials are ISO Class 7. *All QC items in this section are available as a Special Order.*

#### E8402

A POE copolymer that offers excellent performance as it is durable and flexible. Parts molded in this material provide high clarity. The materials low density can reduce the weight of end products. E8402 is the perfect material for bag ports as the port will flex with the bag film rather than being a rigid material working against the bag film. The barb will also flex giving our parts an advantage over other brittle materials that could crack with sideload.

#### Polypropylene (PP)

Polypropylene is a very versatile material and formulated for biomedical and bioprocess applications. It is radiation stable and is resistant to solvents, chemicals, water and other inorganic environments.



**ELDON JAMES' FITTINGS ARE WIDELY USED IN BEVERAGE LINES  
OR OTHER GAS TRANSFER APPLICATIONS.**



# Flat Plate Port Discs

QC =  
Cleanroom  
Manufactured

HOW TO BUILD YOUR SKU (Material Codes Key on page 188)

PRODUCT NO. [MATERIAL CODE]-[Cleanroom Manufactured(QC)]

→ PND-LFE8402-QC



**PND-LF** Flat Plate Port Disc • Female Luer • No Dimples

**QC** E8402 • NKF



**LM-P-PT** Male Tethered Luer Plug

**QC** PP



**LF-P-PT** Female Tethered Luer Plug

**QC** PP



**PND-LBLF** Flat Plate Port Disc • Large Bore Female Luer Threads

**QC** E8402 • NKF



**LBLM-P-PT** Male Tethered Large Bore Luer Plug

**QC** PP



**LBLF-P-PT** Female Tethered Large Bore Luer Plug

**QC** PP

# Flat Plate Port Discs (CONTINUED)



**PND2** Flat Plate Port Disc • 1/8 inch Barb • No Dimples

**QC** E8402 • NKF

**PND2.5** Flat Plate Port Disc • 5/32 inch Barb • No Dimples

**QC** E8402 • NKF

**PND3** Flat Plate Port Disc • 3/16 inch Barb • No Dimples

**QC** E8402 • NKF

**PND4** Flat Plate Port Disc • 1/4 inch Barb • No Dimples

**QC** E8402 • NKF

**PND5** Flat Plate Port Disc • 5/16 inch Barb • No Dimples

**QC** E8402 • NKF

**PND6** Flat Plate Port Disc • 3/8 inch Barb • No Dimples

**QC** E8402 • NKF

**PND8** Flat Plate Port Disc • 1/2 inch Barb • No Dimples

**QC** E8402 • NKF

**PND10** Flat Plate Port Disc • 5/8 inch Barb • No Dimples

**QC** E8402 • NKF

**PND12** Flat Plate Port Disc • 3/4 inch Barb • No Dimples

**QC** E8402 • NKF

**PND16** Flat Plate Port Disc • 1 inch Barb • No Dimples

**QC** E8402 • NKF



**P0018** 45 Degree Condensation Port

**QC** E8402



# Mini Dome Port Discs

QC =  
Cleanroom  
Manufactured

HOW TO BUILD YOUR SKU (Material Codes Key on page 188)

PRODUCT NO. [MATERIAL CODE]-[Cleanroom Manufactured(QC)]

PD2NKF-QC



**PD2** Mini Dome Port Disc • 1/8 inch Barb

**QC** E8402 • NKF

**PD2.5** Mini Dome Port Disc • 5/32 inch Barb

**QC** E8402 • NKF

**PD3** Mini Dome Port Disc • 3/16 inch Barb

**QC** E8402 • NKF

**PD4** Mini Dome Port Disc • 1/4 inch Barb

**QC** E8402 • NKF

**PD5** Mini Dome Port Disc • 5/16 inch Barb

**QC** E8402 • NKF

**PD6** Mini Dome Port Disc • 3/8 inch Barb

**QC** E8402 • NKF

**PD8** Mini Dome Port Disc • 1/2 inch Barb

**QC** E8402 • NKF

# Mini Dome Port Discs (CONTINUED)



**PD10** Mini Dome Port Disc • 5/8 inch Barb

**QC** E8402 • NKF

---

**PD12** Mini Dome Port Disc • 3/4 inch Barb

**QC** E8402 • NKF

---

**PD16** Mini Dome Port Disc • 1 inch Barb

**QC** E8402 • NKF

---



**PD38-400** Threaded Port Disc • 1.5 inch • 38 – 400 Bottle Cap Thread

**QC** E8402 • NKF

---

## SALES / ORDER INQUIRIES:

📞 970-667-2728 🖨️ 970-667-3204 ✉️ sales@eldonjames.com 🌐 eldonjames.com/bag-ports

# Opposing Barb Port Discs

QC =  
Cleanroom  
Manufactured

HOW TO BUILD YOUR SKU (Material Codes Key on page 188)

PRODUCT NO. [MATERIAL CODE]-[Cleanroom Manufactured(QC)]

→ PD04E8402-QC



**PDO2** Opposing Barb Port Disc • 1/8 inch Barb

**QC** E8402 • NKF

**PDO3** Opposing Barb Port Disc • 3/16 inch Barb

**QC** E8402 • NKF

**PDO4** Opposing Barb Port Disc • 1/4 inch Barb

**QC** E8402 • NKF

**PDO6** Opposing Barb Port Disc • 3/8 inch Barb

**QC** E8402 • NKF

**PDO8** Opposing Barb Port Disc • 1/2 inch Barb

**QC** E8402 • NKF

## SALES / ORDER INQUIRIES:

📞 970-667-2728 📠 970-667-3204

✉️ sales@eldonjames.com

🌐 eldonjames.com/bag-ports



Shop All  
Bag Ports

# Ribbed Base Port Plates

QC =  
Cleanroom  
Manufactured

HOW TO BUILD YOUR SKU (Material Codes Key on page 188)

PRODUCT NO. [MATERIAL CODE] - [Cleanroom Manufactured(QC)]

PP2E8402-QC



**PP2** Ribbed Base Port Plate • 1/8 inch Barbed Flange

**QC** E8402 • NKF

**PP2.5** Ribbed Base Port Plate • 5/32 inch Barbed Flange

**QC** E8402 • NKF

**PP3** Ribbed Base Port Plate • 3/16 inch Barbed Flange

**QC** E8402 • NKF

**PP4** Ribbed Base Port Plate • 1/4 inch Barbed Flange

**QC** E8402 • NKF

**PP5** Ribbed Base Port Plate • 5/16 inch Barbed Flange

**QC** E8402 • NKF

**PP6** Ribbed Base Port Plate • 3/8 inch Barbed Flange

**QC** E8402 • NKF

**PP8** Ribbed Base Port Plate • 1/2 inch Barbed Flange

**QC** E8402 • NKF

# Ribbed Base Port Plates (CONTINUED)



**PP10** Ribbed Base Port Plate • 5/8 inch Barbed Flange

**QC** E8402 • NKF

---

**PP12** Ribbed Base Port Plate • 3/4 inch Barbed Flange

**QC** E8402 • NKF

---

**PP16** Ribbed Base Port Plate • 1 inch Barbed Flange

**QC** E8402 • NKF

## SALES / ORDER INQUIRIES:

📞 970-667-2728 📠 970-667-3204

✉️ sales@eldonjames.com

🌐 eldonjames.com/bag-ports



Shop All  
Bag Ports


# Boat Port Bag Ports

QC =  
Cleanroom  
Manufactured

HOW TO BUILD YOUR SKU (Material Codes Key on page 188)


PRODUCT NO. [MATERIAL CODE]-[Cleanroom Manufactured(QC)]

BP1.5E8402-QC




**BP1.5** Boat Port • 3/32 inch Barb

QC E8402




**BPOS1.5** Boat Port • 3/32 inch Barb • .110 Opposing Stem Port

QC E8402




**BP4-4-4-4** Boat Port • 1/4 inch x 1/4 inch x 1/4 inch x 1/4 inch Barbs

QC E8402



**BP6-6-6-4** Boat Port • 3/8 inch x 3/8 inch x 3/8 inch x 1/4 inch Barbs

QC E8402



**BP10** Boat Port • Infusion • 5/8 inch Barb

QC E8402

## SALES / ORDER INQUIRIES:

📞 970-667-2728 📠 970-667-3204

✉ sales@eldonjames.com

🌐 eldonjames.com/bag-ports



Shop All  
Bag Ports

# Sanitary Flange Fittings





Shop All  
Flange  
Fittings

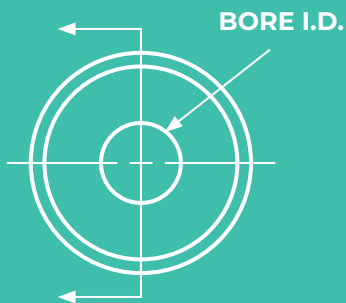
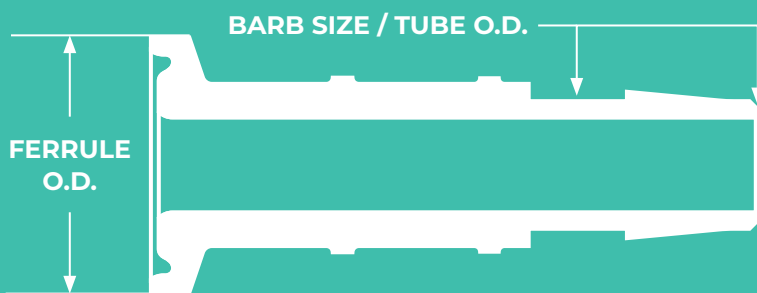
# Sanitary Flange Fittings

Eldon James sanitary flange fittings were designed to optimize connections of TPE tubing, such as Flexelene™ FX, CFX and C-Flex® tubing allowing for ease of assembly but much higher pressure ratings. Flexelene™ 135C offers superior pumping with low spallation and flexibility at higher temperatures. Five materials are available in mini and 1" flange sizes. Barb sizes include 1/4", 3/8", 1/2", and 3/4".

Suitable for use in many industries including single use pharmaceutical, biotech, beverage, dairy, food and other industries where sanitary product flow is important.

## DETERMINING THE CORRECT SIZE:

The size of the sanitary flange, also known as a tri-clamp fitting, is determined by the outside diameter (OD) of the tube end (barb/barb neck), and NOT the outside diameter of the ferrule (flange).



## MATERIALS AVAILABLE:

- Polysulphone
- Animal-Free Polypropylene
- CrystalVu™ Is A BPA-free alternative to Polycarbonate
- Natural Kynar® 7

## BARB SIZES:

1/4" | 3/8" | 1/2" | 3/4" | 1"

## LEAK TESTING:

Tested with Flexelene™ (FX and CFX) tubing to burst of tubing at 180psi – 285psi

## ADDITIONAL BENEFITS:

- Smooth Inside diameter surface to reduce turbulence and dead space – 2-3 microinches. 3x better than the competition.
- Works with all commercially available clamps
- ISO 13485, ISO 9001 certified facility

BARB SIZE/ TUBE I.D.	SANITARY SIZE	GASKET SIZE	CLAMP SIZE	BORE I.D.	FERRULE O.D.
(1/4") .250	MINI	1/4" MINI*	1/2" TO 3/4"	.146	.984
(3/8") .375	MINI	3/8" MINI*	1/2" TO 3/4"	.274	.984
(1/2") .500	MINI	1/2" MINI*	1/2" TO 3/4"	.352	.984
(3/4") .750	MINI	3/4" MINI*	1/2" TO 3/4"	.592	.984
(1") 1.000	1 INCH	1"	1" OR 1 1/2"	.813	1.984





# Sanitary Flange Fittings

QC =  
Cleanroom  
Manufactured

HOW TO BUILD YOUR SKU (Material Codes Key on page 188)

PRODUCT NO. [MATERIAL CODE]-[Cleanroom Manufactured(QC)]

SF12-SB4CVU-QC



**SF12-SB4** Sanitary Flange • 3/4 x 1/4 inch Barb

**QC** CVU • NK7 • PP

**SF12-SB6** Sanitary Flange • 3/4 x 3/8 inch Barb

**QC** CVU • NK7 • PP



**SF12-SB8** Sanitary Flange • 3/4 x 1/2 inch Barb

**QC** CVU • NK7 • PP

**SF12-SB12** Sanitary Flange • 3/4 x 3/4 inch Barb

**QC** CVU • NK7 • PP

**SF16-SB12** Sanitary Flange • 1 x 3/4 inch Barb

**QC** CVU • NK7 • PP

**SF16-SB16** Sanitary Flange • 1 x 1 inch Barb

**QC** CVU • NK7 • PP

**SF16-SB4** Sanitary Flange • 1 x 1/4 inch Barb

**QC** CVU • NK7 • PP

**SF16-SB6** Sanitary Flange • 1 x 3/8 inch Barb

**QC** CVU • NK7 • PP

**SF16-SB8** Sanitary Flange • 1 x 1/2 inch Barb


**QC** CVU • NK7 • PP

# Sanitary Flange Fittings (CONTINUED)



**SF16-SF12** Sanitary Flange • 1 x 3/4 inch

**QC** CVU • NK7 • PP




**42MP-RXC1/2** Sanitary Gasket Mini • Platinum Cured • 1/2 inch

**QC** Clear Silicone




**SF12-Cap** Sanitary Flange Cap Mini • 1/2 - 3/4 inch

**QC** CVU • NK7 • PP



**SFC-12** Sanitary Flange Clamp Mini • 1/2 - 3/4 inch

**QC** GFWN



**SFC-16** Sanitary Flange Clamp • 1 inch

**QC** GFWN

## SALES / ORDER INQUIRIES:

📞 970-667-2728 📠 970-667-3204

✉ sales@eldonjames.com


🌐 eldonjames.com/sanitary-flanges




Shop All  
Flange  
Fittings



SOFT TOUCH LUERS | WINGED LUERS | LARGE BORE LUERS  
LUER ADAPTERS | LUER LOCKS | SLIP LUERS | LUER PLUGS



# Luers



Shop All  
Luers

# Luers

**SOFT TOUCH LUERS | WINGED LUERS | LARGE BORE LUERS  
LOCKING LUERS | ROTATING LUERS | SLIP LUERS | LUER PLUGS**

## PLASTIC LUER MEDICAL DEVICE COMPONENTS

Luer connectors are a common choice in medical and pharmaceutical industries for limited use or disposable applications where a shutoff valve is not required. The Luer taper is a standardized system of small-scale fluid fittings used for making leak-free connections between a male-taper fitting and its mating female part on medical and laboratory instruments, including hypodermic syringe tips and needles or stopcocks and needles.

We offer a selection of male Luer and female Luer fittings and connectors, lock and rotating Luer adapters, and other Luer accessories. Our Luers have been tested for dimensional and performance requirements according to ISO 594-1 and 594-2 standards.

Eldon James specializes in biomedical single-use component manufacturing, with a wide variety of PVC-free medical grade tubing, fittings, assemblies and more.

Our Luers, like many of our medical components, are produced in a state-of-the-art cleanroom facility with monitored production and quality control areas.

The benefits of PVC-free materials are well documented, and the production of all Eldon James products is not only efficient but also safe and healthy for the environment.

## ABOUT OUR NATURAL MATERIALS:

All Cleanroom Manufactured materials are ISO Class 7. *All QC items in this section are available as a Special Order.*

### CrystalVu™ (CVU)

A clear transparent alternative to polycarbonate containing no Bisphenol-A (BPA). Autoclavable with enhanced characteristics that includes: Superior chemical resistance, no crazing with multiple autoclave cycles, plus gamma and EtO Sterilization compatibility.

### Medical Nylon (MN)

Nylon, which exhibits excellent tensile strength with moderate stiffness and high impact resistance. Great for medical uses to connect multiple tubes with fuels, lubricants, and many other chemicals.

### Natural Kynar® 740 (NK7)

Offers excellent chemical resistance, inherent flame resistance, high gamma radiation resistance, good UV and weather resistance, good mechanical properties, low moisture absorption and good machinability.

### Polypropylene (PP)

Polypropylene is a very versatile material and formulated for biomedical and bioprocess applications. It is radiation stable and is resistant to solvents, chemicals, water and other inorganic environments.



**ELDON JAMES' COUPLERS ARE EMPLOYED IN AUTOMOTIVE, BEVERAGE, AND SPECIFICALLY BIO-MEDICAL INDUSTRIES.**



# Soft Touch Luers

QC =  
Cleanroom  
Manufactured

HOW TO BUILD YOUR SKU (Material Codes Key on page 188)

PRODUCT NO. [MATERIAL CODE]-[Cleanroom Manufactured(QC)]

LF-1CVU-QC



**LF-1** Female Luer • 1/16 inch Barb

**QC** CVU • MN • NK7 • PP

**LF-1.5** Female Luer • 3/32 inch Barb

**QC** CVU • MN • NK7 • PP

**LF-2** Female Luer • 1/8 inch Barb

**QC** CVU • MN • NK7 • PP

**LF-2.5** Female Luer • 5/32 inch Barb

**QC** CVU • MN • NK7 • PP

**LF-3** Female Luer • 3/16 inch Barb

**QC** CVU • MN • NK7 • PP

**LF-4** Female Luer • 1/4 inch Barb

**QC** CVU • MN • NK7 • PP



**LBF-3** Female Large Bore Luer • 3/16 inch Barb

**QC** CVU • MN • NK7 • PP

**LBF-4** Female Large Bore Luer • 1/4 inch Barb

**QC** CVU • MN • NK7 • PP

**LBF-5** Female Large Bore Luer • 5/16 inch Barb

**QC** CVU • MN • NK7 • PP

# Soft Touch Luers (CONTINUED)



**LM-1** Male Luer • 1/16 inch Barb

**QC** CVU • MN • NK7 • PP

---

**LM-1.5** Male Luer • 3/32 inch Barb

**QC** CVU • MN • NK7 • PP

---

**LM-2** Male Luer • 1/8 inch Barb

**QC** CVU • MN • NK7 • PP

---

**LM-2.5** Male Luer • 5/32 inch Barb

**QC** CVU • MN • NK7 • PP

---

**LM-3** Male Luer • 3/16 inch Barb


**QC** CVU • MN • NK7 • PP

---

**LM-4** Male Luer • 1/4 inch Barb

**QC** CVU • MN • NK7 • PP

---



**LBM-3** Male Large Bore Luer • 3/16 inch Barb

**QC** CVU • MN • NK7 • PP

---

**LBM-4** Male Large Bore Luer • 1/4 inch Barb

**QC** CVU • MN • NK7 • PP

---

**LBM-5** Male Large Bore Luer • 5/16 inch Barb

**QC** CVU • MN • NK7 • PP

# Winged Luers

QC =  
Cleanroom  
Manufactured

HOW TO BUILD YOUR SKU (Material Codes Key on page 188)

PRODUCT NO. [MATERIAL CODE]-[Cleanroom Manufactured(QC)] →

LFW-120PP-QC




**LFW-120** Female Winged Luer • .120 – .150 inch

**QC** CVU • PP

**LFW-154** Female Winged Luer • .154 – .192 inch

**QC** CVU • PP



**LMW-120** Male Winged Luer • .120 – .150 inch

**QC** CVU • PP

**LMW-154** Male Winged Luer • .154 – .192 inch

**QC** CVU • PP

Luer Bag Ports also  
available on page 75

## SALES / ORDER INQUIRIES:

📞 970-667-2728 🖨️ 970-667-3204

✉️ sales@eldonjames.com

🌐 eldonjames.com/luers



Shop All  
Luers

# Panel Mount Luers

**QC =**  
Cleanroom  
Manufactured

HOW TO BUILD YOUR SKU (Material Codes Key on page 188)

PRODUCT NO. [MATERIAL CODE]-[Cleanroom Manufactured(QC)] → LFPM-1MN-QC



\*Available for Special Order



For color coding see  
FCR rings on page 155

How to attach:



**LFPM-1** Female Panel Mount Luer • 1/16 inch

**QC** CVU • MN • NK7\* • PP

**LFPM-1.5** Female Panel Mount Luer • 3/32 inch

**QC** CVU • MN • NK7\* • PP

**LFPM-2** Female Panel Mount Luer • 1/8 inch

**QC** CVU • MN • NK7\* • PP



\*Available for Special Order

**LFPM-RL** Female Luer Panel Mount  
to Male Rotating Luer Lock

**QC** CVU • MN • NK7\* • PP

LSLR Nut available  
on page 97



NN



PP (Transparent)

**N1428** Luer Lock Nut • 1/8 inch

**QC** NN • NN-G • NN-O • PP • WN • WP



# Luer Adapters

QC =  
Cleanroom  
Manufactured

HOW TO BUILD YOUR SKU (Material Codes Key on page 188)

PRODUCT NO. [COLOR CODE]-[Cleanroom Manufactured(QC)]

LFLCVU-QC



**A1032T-LF** Female Luer Thread to 10-32 Tapered Thread

**QC** CVU • MN • NK7 • PP

**A1032UNF-LF** Female Luer Thread to 10-32 UNF Thread

**QC** CVU • MN • NK7 • PP

**A1428UNF-LF** Female Luer Thread to 1/4-28 UNF Thread

**QC** CVU • MN • NK7 • PP



**LFL** Female Luer Elbow

**QC** CVU • MN • NK7 • PP



**LFT** Female Luer Lug Thread Tee

**QC** CVU • MN • NK7 • PP



**LF-LM** Female Luer to Male Luer

**QC** CVU • MN • NK7 • PP




**LF-C** Female Luer Coupler

**QC** CVU • MN • NK7 • PP

# Luer Locks

**QC =**  
Cleanroom  
Manufactured

HOW TO BUILD YOUR SKU (Material Codes Key on page 188)



\*Available for Special Order

## **LMRLN-1** Male Rotating Luer Lock and Nut Assembly • 1/16 inch Barb

**QC** CVU • CVU-B • CVU-L • CVU-O • CVU-R • CVU-V • CVU-Y • MN • MN-B • MN-L • MN-O • MN-R • MN-V • MN-Y • PP • PP-B • PP-L • PP-O • PP-R • PP-V • PP-Y • NK7\* • NK7-B\* • NK7-L\* • NK7-O\* • NK7-R\* • NK7-V\* • NK7-Y\*

## **LMRLN-1.5** Male Rotating Luer Lock and Nut Assembly • 3/32 inch Barb

**QC** CVU • CVU-B • CVU-L • CVU-O • CVU-R • CVU-V • CVU-Y • MN • MN-B • MN-L • MN-O • MN-R • MN-V • MN-Y • PP • PP-B • PP-L • PP-O • PP-R • PP-V • PP-Y • NK7\* • NK7-B\* • NK7-L\* • NK7-O\* • NK7-R\* • NK7-V\* • NK7-Y\*

## **LMRLN-2** Male Rotating Luer Lock and Nut Assembly • 1/8 inch Barb

**QC** CVU • CVU-B • CVU-L • CVU-O • CVU-R • CVU-V • CVU-Y • MN • MN-B • MN-L • MN-O • MN-R • MN-V • MN-Y • PP • PP-B • PP-L • PP-O • PP-R • PP-V • PP-Y • NK7\* • NK7-B\* • NK7-L\* • NK7-O\* • NK7-R\* • NK7-V\* • NK7-Y\*

## **LMRLN-2.5** Male Rotating Luer Lock and Nut Assembly • 5/32 inch Barb

**QC** CVU • CVU-B • CVU-L • CVU-O • CVU-R • CVU-V • CVU-Y • MN • MN-B • MN-L • MN-O • MN-R • MN-V • MN-Y • PP • PP-B • PP-L • PP-O • PP-R • PP-V • PP-Y • NK7\* • NK7-B\* • NK7-L\* • NK7-O\* • NK7-R\* • NK7-V\* • NK7-Y\*

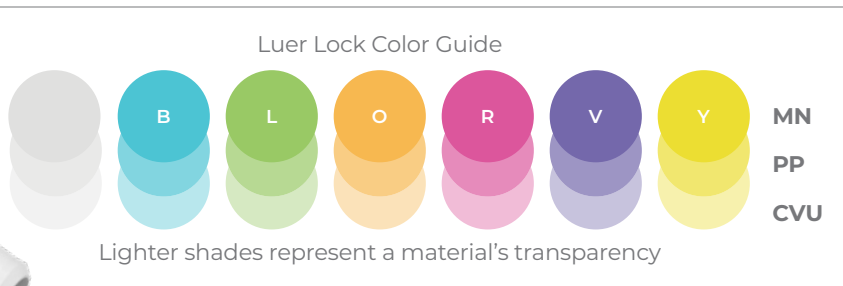

## **LMRLN-3** Male Rotating Luer Lock and Nut Assembly • 3/16 inch Barb

**QC** CVU • CVU-B • CVU-L • CVU-O • CVU-R • CVU-V • CVU-Y • MN • MN-B • MN-L • MN-O • MN-R • MN-V • MN-Y • PP • PP-B • PP-L • PP-O • PP-R • PP-V • PP-Y • NK7\* • NK7-B\* • NK7-L\* • NK7-O\* • NK7-R\* • NK7-V\* • NK7-Y\*

## **LMRLN-4** Male Rotating Luer Lock and Nut Assembly • 1/4 inch Barb

**QC** CVU • CVU-B • CVU-L • CVU-O • CVU-R • CVU-V • CVU-Y • MN • MN-B • MN-L • MN-O • MN-R • MN-V • MN-Y • PP • PP-B • PP-L • PP-O • PP-R • PP-V • PP-Y • NK7\* • NK7-B\* • NK7-L\* • NK7-O\* • NK7-R\* • NK7-V\* • NK7-Y\*

# Luer Locks (CONTINUED)



\*Available for Special Order

## LMSLN-1 Male Stationary Luer Lock and Nut Assembly • 1/16 inch Barb

**QC** CVU • CVU-B • CVU-L • CVU-O • CVU-R • CVU-V • CVU-Y • MN • MN-B • MN-L • MN-O • MN-R • MN-V • MN-Y • PP • PP-B • PP-L • PP-O • PP-R • PP-V • PP-Y • NK7\* • NK7-B\* • NK7-L\* • NK7-O\* • NK7-R\* • NK7-V\* • NK7-Y\*

## LMSLN-1.5 Male Stationary Luer Lock and Nut Assembly • 3/32 inch Barb

**QC** CVU • CVU-B • CVU-L • CVU-O • CVU-R • CVU-V • CVU-Y • MN • MN-B • MN-L • MN-O • MN-R • MN-V • MN-Y • PP • PP-B • PP-L • PP-O • PP-R • PP-V • PP-Y • NK7\* • NK7-B\* • NK7-L\* • NK7-O\* • NK7-R\* • NK7-V\* • NK7-Y\*

## LMSLN-2 Male Stationary Luer Lock and Nut Assembly • 1/8 inch Barb

**QC** CVU • CVU-B • CVU-L • CVU-O • CVU-R • CVU-V • CVU-Y • MN • MN-B • MN-L • MN-O • MN-R • MN-V • MN-Y • PP • PP-B • PP-L • PP-O • PP-R • PP-V • PP-Y • NK7\* • NK7-B\* • NK7-L\* • NK7-O\* • NK7-R\* • NK7-V\* • NK7-Y\*

## LMSLN-2.5 Male Stationary Luer Lock and Nut Assembly • 5/32 inch Barb

**QC** CVU • CVU-B • CVU-L • CVU-O • CVU-R • CVU-V • CVU-Y • MN • MN-B • MN-L • MN-O • MN-R • MN-V • MN-Y • PP • PP-B • PP-L • PP-O • PP-R • PP-V • PP-Y • NK7\* • NK7-B\* • NK7-L\* • NK7-O\* • NK7-R\* • NK7-V\* • NK7-Y\*

## LMSLN-3 Male Stationary Luer Lock and Nut Assembly • 3/16 inch Barb

**QC** CVU • CVU-B • CVU-L • CVU-O • CVU-R • CVU-V • CVU-Y • MN • MN-B • MN-L • MN-O • MN-R • MN-V • MN-Y • PP • PP-B • PP-L • PP-O • PP-R • PP-V • PP-Y • NK7\* • NK7-B\* • NK7-L\* • NK7-O\* • NK7-R\* • NK7-V\* • NK7-Y\*

## LMSLN-4 Male Stationary Luer Lock and Nut Assembly • 1/4 inch Barb

**QC** CVU • CVU-B • CVU-L • CVU-O • CVU-R • CVU-V • CVU-Y • MN • MN-B • MN-L • MN-O • MN-R • MN-V • MN-Y • PP • PP-B • PP-L • PP-O • PP-R • PP-V • PP-Y • NK7\* • NK7-B\* • NK7-L\* • NK7-O\* • NK7-R\* • NK7-V\* • NK7-Y\*

# Luer Locks (CONTINUED)



LSLR Luer Lock Nut  
available on on the  
next page

**LMRL-1** Male Rotating Lock Luer • 1/16 inch Barb

**QC** CVU • MN • PP • NK7\*

**LMRL-1.5** Male Rotating Lock Luer • 3/32 inch Barb

**QC** CVU • MN • PP • NK7\*

**LMRL-2** Male Rotating Lock Luer • 1/8 inch Barb

**QC** CVU • MN • PP • NK7\*

**LMRL-2.5** Male Rotating Lock Luer • 5/32 inch Barb

**QC** CVU • MN • PP • NK7\*

**LMRL-3** Male Rotating Lock Luer • 3/16 inch Barb

**QC** CVU • MN • PP • NK7\*

**LMRL-4** Male Rotating Lock Luer • 1/4 inch Barb

**QC** CVU • MN • PP • NK7\*



**LF-RL** Female Luer to Male Rotating Luer Lock

**QC** CVU • MN • NK7\* • PP



**LFT-RL** Female Luer (2x) Tee to Male Rotating Luer Lock

**QC** CVU • MN • NK7\* • PP

\*Available for Special Order



# Luer Locks (CONTINUED)



**LMT-2XRL** Female Luer to Male Rotating Luer Lock (2x)

**QC** CVU • MN • NK7\* • PP



**LMSL-1** Male Stationary Lock Luer • 1/16 inch Barb

**QC** CVU • MN • PP • NK7\*

\*Available for Special Order

**LMSL-1.5** Male Stationary Lock Luer • 3/32 inch Barb

**QC** CVU • MN • PP • NK7\*

**LMSL-2** Male Stationary Lock Luer • 1/8 inch Barb

**QC** CVU • MN • PP • NK7\*

**LMSL-2.5** Male Stationary Lock Luer • 5/32 inch Barb


**QC** CVU • MN • PP • NK7\*

**LMSL-3** Male Stationary Lock Luer • 3/16 inch Barb

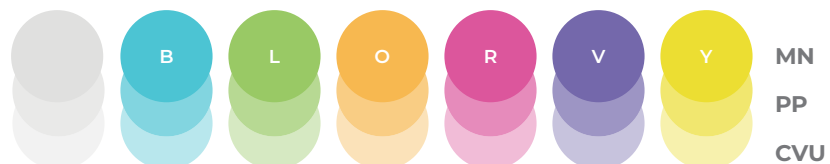
**QC** CVU • MN • PP • NK7\*

**LMSL-4** Male Stationary Lock Luer • 1/4 inch Barb

**QC** CVU • MN • PP • NK7\*



Nut Color Guide



Lighter shades represent a material's transparency

\*Available for Special Order

**LSLR** Standard Snap Luer Lock Nut

**QC** CVU • CVU-B • CVU-L • CVU-O • CVU-R • CVU-V • CVU-Y • MN • MN-B • MN-L • MN-O • MN-R • MN-V • MN-Y • PP • PP-B • PP-L • PP-O • PP-R • PP-V • PP-Y • NK7\* • NK7-B\* • NK7-L\* • NK7-O\* • NK7-R\* • NK7-V\* • NK7-Y\*

# Slip Luers

QC =  
Cleanroom  
Manufactured

HOW TO BUILD YOUR SKU (Material Codes Key on page 188)

PRODUCT NO. [MATERIAL CODE]-[Cleanroom Manufactured(QC)] →

LMS-1CVU-QC



**LMS-1** Male Slip Luer • 1/16 inch Barb

**QC** CVU • MN • NK7 • PP

**LMS-1.5** Male Slip Luer • 3/32 inch Barb

**QC** CVU • MN • NK7 • PP

**LMS-2** Male Slip Luer • 1/8 inch Barb

**QC** CVU • MN • NK7 • PP

**LMS-2.5** Male Slip Luer • 5/32 inch Barb


**QC** CVU • MN • NK7 • PP

**LMS-3** Male Slip Luer • 3/16 inch Barb

**QC** CVU • MN • NK7 • PP

**LMS-4** Male Slip Luer • 1/4 inch Barb

**QC** CVU • MN • NK7 • PP



**LSL** Luer Slip Elbow

**QC** CVU • MN • NK7 • PP

## SALES / ORDER INQUIRIES:

📞 970-667-2728 📠 970-667-3204 ✉ sales@eldonjames.com 🌐 eldonjames.com/luers

# Luer Plugs

QC =  
Cleanroom  
Manufactured

HOW TO BUILD YOUR SKU (Material Codes Key on page 188)

PRODUCT NO. [MATERIAL CODE]-[Cleanroom Manufactured(QC)]

LF-PMN-QC



**LF-P** Female Luer Plug

**QC** CVU • MN • NK7 • PP



**LM-P** Male Luer Plug

**QC** CVU • MN • NK7 • PP



**LM-STOP** Male Luer with Stopper Plug

**QC** CVU • MN • NK7 • PP



**LBLF-P** Female Large Bore Luer Plug


**QC** CVU • MN • NK7 • PP



**LBLM-P** Male Large Bore Luer Plug

**QC** CVU • MN • NK7 • PP

# Luer Plugs (CONTINUED)



**LMSL-P** Locking Luer Plug

**QC** CVU • MN • NK7\* • PP



**LMRL-P** Rotating Luer Plug

**QC** CVU • MN • NK7\* • PP



**LMS-P** Male Slip Luer Plug


**QC** CVU • MN • NK7 • PP

LSLR Luer Lock Nut  
available on page 97

\*Available for Special Order



# Luer Plugs (CONTINUED)



Nut Assembly Color Guide


							MN
							PP
							CVU

Lighter shades represent a material's transparency

\*Available for Special Order

## **LMRLN-P** Rotating Luer Lock Plug and Nut Assembly

**QC** CVU • CVU-B • CVU-L • CVU-O • CVU-R • CVU-V • CVU-Y • MN • MN-B • MN-L • MN-O • MN-R • MN-V • MN-Y • PP • PP-B • PP-L • PP-O • PP-R • PP-V • PP-Y • NK7\* • NK7-B\* • NK7-L\* • NK7-O\* • NK7-R\* • NK7-V\* • NK7-Y\*



Nut Assembly Color Guide

							MN
							PP
							CVU

Lighter shades represent a material's transparency

\*Available for Special Order

## **LMSLN-P** Stationary Luer Lock Plug and Nut Assembly

**QC** CVU • CVU-B • CVU-L • CVU-O • CVU-R • CVU-V • CVU-Y • MN • MN-B • MN-L • MN-O • MN-R • MN-V • MN-Y • PP • PP-B • PP-L • PP-O • PP-R • PP-V • PP-Y • NK7\* • NK7-B\* • NK7-L\* • NK7-O\* • NK7-R\* • NK7-V\* • NK7-Y\*

### SALES / ORDER INQUIRIES:

- 970-667-2728 970-667-3204
- sales@eldonjames.com
- eldonjames.com/luers



Shop All Luers

# Tethered Luer Plugs

QC =  
Cleanroom  
Manufactured

HOW TO BUILD YOUR SKU (Material Codes Key on page 188)


PRODUCT NO. [MATERIAL CODE]-[Cleanroom Manufactured(QC)] →

LMS-P-PTPP-QC



**LMS-P-PT** Male Tethered Slip Luer Plug

**QC** NK7 • PP




**LF-P-PT** Female Tethered Luer Plug

**QC** NK7 • PP



**LM-P-PT** Male Tethered Luer Plug

**QC** NK7 • PP



**LBLF-P-PT** Female Tethered Large Bore Luer Plug

**QC** NK7 • PP



**LBLM-P-PT** Male Tethered Large Bore Luer Plug


**QC** NK7 • PP


## SALES / ORDER INQUIRIES:

📞 970-667-2728 📠 970-667-3204 ✉ sales@eldonjames.com 🌐 eldonjames.com/luers

STRAIGHT COUPLERS | REDUCTION COUPLERS

# Couplers





# Couplers

## STRAIGHT COUPLERS | REDUCTION COUPLERS

### PLASTIC HOSE BARB COUPLING

Our medical and pharmaceutical grade plastic tube couplers are RoHS (Restriction of Hazardous Substances) compliant, meet USP Class VI requirements, and are animal derivative-free. Transportation and automotive barb couplings meet automotive standards and approvals. Browse our diverse selection of PVC-free straight and reduction couplers in a variety of durable and antimicrobial materials in sizes from 1/32 of an inch to 1 inch.

Eldon James features industry leading straight couplers and reduction couplers that are perfect for conjoining tubes of any kind. Safe for use in medical practices, our straight couplers and reduction couplers feature innovative single barb technology to stay firmly entrenched in the tubing.

We specialize in producing safe, efficient, and high quality products, all of which are made from Eco-friendly resins that won't leach pollutants or contaminate water, liquBarbs, gases, soil, or even other recyclable materials.

The benefits of PVC-free materials are great and varied, from safe transfer and storage of medical liquBarbs to easy disposal. Our couplers are non-corrosive, non-abrasive, and made from a variety of natural materials that are RoHS compliant and long-lasting when used correctly.

### ABOUT OUR NATURAL MATERIALS:

All Cleanroom Manufactured materials are ISO Class 7. *All QC items in this section are available as a Special Order.*

#### Medical Nylon (MN)

Nylon, which exhibits excellent tensile strength with moderate stiffness and high impact resistance. Great for medical uses to connect multiple tubes with fuels, lubricants, and many other chemicals.

#### Natural Nylon (NN)

Natural Nylon exhibits excellent tensile strength with moderate stiffness and high impact resistance. Great for automotive and industrial use with fuels, lubricants, and many chemicals.

#### Natural Kynar® 740 (NK7)

Offers excellent chemical resistance, inherent flame resistance, high gamma radiation resistance, good UV and weather resistance, good mechanical properties, low moisture absorption and good machinability.

#### Polypropylene (PP)

Polypropylene is a very versatile material and formulated for biomedical and bioprocess applications. It is radiation stable and is resistant to solvents, chemicals, water and other inorganic environments.



**ELDON JAMES' COUPLERS ARE EMPLOYED IN THE AUTOMOTIVE, BEVERAGE, AND SPECIFICALLY BIO-MEDICAL INDUSTRIES.**




# Straight Couplers

QC =  
Cleanroom  
Manufactured

HOW TO BUILD YOUR SKU (Material Codes Key on page 188)

PRODUCT NO. [MATERIAL CODE]-[Cleanroom Manufactured(QC)]

CO-1-200AC-QC



## **CO-1-200** Straight Coupler • 1/16 inch Barb

AC • BN • GFBN • NK7 • NN • PP • PVDF • WN • WP **QC** MN • NK7 • PP

## **CO-1.5-200** Straight Coupler • 3/32 inch Barb

AC • BN • GFBN • NK7 • NN • PP • PVDF • WN • WP **QC** MN • NK7 • PP

## **CO-2** Straight Coupler • 1/8 inch Barb

SS

## **CO-2-200** Straight Coupler • 1/8 inch Barb

AC • BN • GFBN • NK7 • NN • PP • PVDF • WN • WP **QC** MN • NK7 • PP

## **CO-2.5** Straight Coupler • 5/32 inch Barb

AC • BN • GFBN • NK7 • NN • PP • PVDF • SS • WN • WP **QC** MN • NK7 • PP

## **CO-3** Straight Coupler • 3/16 inch Barb

AC • BN • GFBN • NK7 • NN • PP • PVDF • SS • WN • WP **QC** MN • NK7 • PP


## **CO-4** Straight Coupler • 1/4 inch Barb

AC • BN • GFBN • NK7 • NN • PP • PVDF • SS • WN • WP **QC** MN • NK7 • PP

## **CO-5** Straight Coupler • 5/16 inch Barb

BN • GFBN • NK7 • NN • PP • PVDF • SS • WN • WP **QC** MN • NK7 • PP

# Straight Couplers (CONTINUED)



**CO-6 Straight Coupler • 3/8 inch Barb**

AC • BN • GFBN • NK7 • NN • PP • PVDF • SS • WN • WP **QC** MN • NK7 • PP

**CO-8 Straight Coupler • 1/2 inch Barb**

AC • BN • GFBN • NK7 • NN • PP • PVDF • SS • WN • WP **QC** MN • NK7 • PP

**CO-10 Straight Coupler • 5/8 inch Barb**


AC • BN • GFBN • NK7 • NN • PP • PVDF • SS • WN • WP **QC** MN • NK7 • PP

**CO-12 Straight Coupler • 3/4 inch Barb**

AC • BN • GFBN • NK7 • NN • PP • PVDF • SS • WN • WP **QC** MN • NK7 • PP

**CO-16 Straight Coupler • 1 inch Barb**

AC • BN • GFBN • NK7 • NN • PP • PVDF • SS • WN • WP **QC** MN • NK7 • PP



316L Stainless Steel

**SALES / ORDER INQUIRIES:**

📞 970-667-2728 📠 970-667-3204

✉ sales@eldonjames.com

🌐 eldonjames.com/couplers



Shop All  
Couplers

# Reduction Couplers

QC =  
Cleanroom  
Manufactured

HOW TO BUILD YOUR SKU (Material Codes Key on page 188)

PRODUCT NO. [MATERIAL CODE]-[Cleanroom Manufactured(QC)]

C2-1-200MN-QC



## C1.5-1-200 Reduction Coupler • 3/32 x 1/16 inch Barb

AC • BN • GFBN • NK7 • NN • PP • PVDF • WN • WP **QC** MN • NK7 • PP

## C2-1-200 Reduction Coupler • 1/8 x 1/16 inch Barb

AC • BN • GFBN • NK7 • NN • PP • PVDF • WN • WP **QC** MN • NK7 • PP

## C2-1.5 Reduction Coupler • 1/8 x 3/32 inch Barb

SS

## C2.5-1-200 Reduction Coupler • 1/8 x 3/32 inch Barb

AC • BN • GFBN • NK7 • NN • PP • PVDF • WN • WP **QC** MN • NK7 • PP

## C2.5-1.5 Reduction Coupler • 5/32 x 3/32 inch Barb

SS

## C2.5-1.5-200 Reduction Coupler • 5/32 x 3/32 inch Barb

AC • BN • GFBN • NK7 • NN • PP • PVDF • WN • WP **QC** MN • NK7 • PP

## C2.5-2 Reduction Coupler • 5/32 x 1/8 inch Barb

AC • BN • GFBN • NK7 • NN • PP • PVDF • WN • WP **QC** MN • NK7 • PP

## C3-1-200 Reduction Coupler • 3/16 x 1/16 inch Barb

AC • BN • GFBN • NK7 • NN • PP • PVDF • WN • WP **QC** MN • NK7 • PP

# Reduction Couplers (CONTINUED)



## **C3-1.5-200** Reduction Coupler • 3/16 x 3/32 inch Barb

AC • BN • GFBN • NK7 • NN • PP • PVDF • WN • WP **QC** MN • NK7 • PP

## **C3-2** Reduction Coupler • 3/16 x 1/8 inch Barb

AC • BN • GFBN • NK7 • NN • PP • PVDF • WN • WP **QC** MN • NK7 • PP

## **C4-1-200** Reduction Coupler • 1/4 x 1/16 inch Barb

AC • BN • GFBN • NK7 • NN • PP • PVDF • WN • WP **QC** MN • NK7 • PP

## **C4-1.5-200** Reduction Coupler • 1/4 x 3/32 inch Barb

AC • BN • GFBN • NK7 • NN • PP • PVDF • WN • WP **QC** MN • NK7 • PP

## **C4-2** Reduction Coupler • 1/4 x 1/8 inch Barb

AC • BN • GFBN • NK7 • NN • PP • PVDF • SS • WN • WP **QC** MN • NK7 • PP

## **C4-2.5** Reduction Coupler • 1/4 x 5/32 inch Barb

AC • BN • GFBN • NK7 • NN • PP • PVDF • SS • WN • WP **QC** MN • NK7 • PP

## **C4-3** Reduction Coupler • 1/4 x 3/16 inch Barb

AC • BN • GFBN • NK7 • NN • PP • PVDF • SS • WN • WP **QC** MN • NK7 • PP

## **C5-2** Reduction Coupler • 5/16 x 1/8 inch Barb

AC • BN • GFBN • NK7 • NN • PP • PVDF • WN • WP **QC** MN • NK7 • PP

## **C5-2.5** Reduction Coupler • 5/16 x 5/32 inch Barb

AC • BN • GFBN • NK7 • NN • PP • PVDF • WN • WP **QC** MN • NK7 • PP



# Reduction Couplers (CONTINUED)

## **C5-3** Reduction Coupler • 5/16 x 3/16 inch Barb

AC • BN • GFBN • NK7 • NN • PP • PVDF • WN • WP **QC** MN • NK7 • PP

---

## **C5-4** Reduction Coupler • 5/16 x 1/4 inch Barb

AC • BN • GFBN • NK7 • NN • PP • PVDF • SS • WN • WP **QC** MN • NK7 • PP

---

## **C6-2** Reduction Coupler • 3/8 x 1/8 inch Barb

AC • BN • GFBN • NK7 • NN • PP • PVDF • WN • WP **QC** MN • NK7 • PP

---

## **C6-2.5** Reduction Coupler • 3/8 x 5/32 inch Barb

AC • BN • GFBN • NK7 • NN • PP • PVDF • WN • WP **QC** MN • NK7 • PP

---

## **C6-4** Reduction Coupler • 3/8 x 1/4 inch Barb

AC • BN • GFBN • NK7 • NN • PP • PVDF • SS • WN • WP **QC** MN • NK7 • PP

---

## **C6-5** Reduction Coupler • 3/8 x 5/16 inch Barb

AC • BN • GFBN • NK7 • NN • PP • PVDF • WN • WP **QC** MN • NK7 • PP

---

## **C8-4** Reduction Coupler • 1/2 x 1/4 inch Barb

AC • BN • GFBN • NK7 • NN • PP • PVDF • SS • WN • WP **QC** MN • NK7 • PP

---

## **C8-5** Reduction Coupler • 1/2 x 5/16 inch Barb

AC • BN • GFBN • NK7 • NN • PP • PVDF • WN • WP **QC** MN • NK7 • PP

---

## **C8-6** Reduction Coupler • 1/2 x 3/8 inch Barb

AC • BN • GFBN • NK7 • NN • PP • PVDF • WN • WP **QC** MN • NK7 • PP

---

## **C10-4** Reduction Coupler • 5/8 x 1/4 inch Barb

AC • BN • GFBN • NK7 • NN • PP • PVDF • WN • WP **QC** MN • NK7 • PP

---

## **C10-5** Reduction Coupler • 5/8 x 5/16 inch Barb

AC • BN • GFBN • NK7 • NN • PP • PVDF • WN • WP **QC** MN • NK7 • PP

# Reduction Couplers (CONTINUED)



## **C10-6** Reduction Coupler • 5/8 x 3/8 inch Barb

AC • BN • GFBN • NK7 • NN • PP • PVDF • WN • WP **QC** MN • NK7 • PP

## **C10-8** Reduction Coupler • 5/8 x 1/2 inch Barb

AC • BN • GFBN • NK7 • NN • PP • PVDF • SS • WN • WP **QC** MN • NK7 • PP

## **C12-6** Reduction Coupler • 3/4 x 3/8 inch Barb

AC • BN • GFBN • NK7 • NN • PP • PVDF • WN • WP **QC** MN • NK7 • PP

## **C12-8** Reduction Coupler • 3/4 x 1/2 inch Barb

AC • BN • GFBN • NK7 • NN • PP • PVDF • SS • WN • WP **QC** MN • NK7 • PP

## **C12-10** Reduction Coupler • 3/4 x 5/8 inch Barb

AC • BN • GFBN • NK7 • NN • PP • PVDF • WN • WP **QC** MN • NK7 • PP

## **C16-8** Reduction Coupler • 1 x 1/2 inch Barb

AC • BN • GFBN • NK7 • NN • PP • PVDF • WN • WP **QC** MN • NK7 • PP

## **C16-10** Reduction Coupler • 1 x 5/8 inch Barb

AC • BN • GFBN • NK7 • NN • PP • PVDF • WN • WP **QC** MN • NK7 • PP

## **C16-12** Reduction Coupler • 1 x 3/4 inch Barb


AC • BN • GFBN • NK7 • NN • PP • PVDF • WN • WP **QC** MN • NK7 • PP

## SALES / ORDER INQUIRIES:

📞 970-667-2728 📠 970-667-3204 ✉ sales@eldonjames.com 🌐 eldonjames.com/couplers

CROSS FITTINGS | EQUAL Y-FITTINGS | REDUCTION Y-FITTINGS

# Cross & Y-Fittings





# Cross & Y-Fittings

CROSS FITTINGS | EQUAL Y-FITTINGS | REDUCTION Y-FITTINGS

## BARBED CROSS AND WYE (Y) CONNECTORS

Cross and Y (wye) barb fittings attach directly to a common hose end that in turn leads to a split into two or three outlets depending on the fitting type.

Our superior line of cross fittings, equal Y (wye) fittings, and reduction Y split hose connectors allows for multiple outlets from one common hose end and widely used in beverage lines, or other liquid or gas transfer applications.

Eldon James' equal Y split hose connectors are available in a variety of standard sizes from 1/6" to 1". Reduction Y barb fitting combinations range from 1/8" x 1/4" to 3/4" x 1". Equal barbed cross fitting sizes range from 1/16" to 1/2".

What's more, Eldon James products are PVC/DEHP-free, which eliminates the risk of the leaching and dispersal of pollutants, dioxins, and other harmful chemicals into liquids and the air.

## ABOUT OUR NATURAL MATERIALS:

All Cleanroom Manufactured materials are ISO Class 7. *All QC items in this section are available as a Special Order.*

### Medical Nylon (MN)

Nylon, which exhibits excellent tensile strength with moderate stiffness and high impact resistance. Great for medical uses to connect multiple tubes with fuels, lubricants, and many other chemicals.

### Natural Nylon (NN)

Natural Nylon exhibits excellent tensile strength with moderate stiffness and high impact resistance. Great for automotive and industrial use with fuels, lubricants, and many chemicals.

### Natural Kynar® 740 (NK7)

Offers excellent chemical resistance, inherent flame resistance, high gamma radiation resistance, good UV and weather resistance, good mechanical properties, low moisture absorption and good machinability.

### Polypropylene (PP)

Polypropylene is a very versatile material and formulated for biomedical and bioprocess applications. It is radiation stable and is resistant to solvents, chemicals, water and other inorganic environments.



**ELDON JAMES' FITTINGS ARE WIDELY USED IN BEVERAGE LINES OR OTHER GAS TRANSFER APPLICATIONS.**




# Cross Fittings

QC =  
Cleanroom  
Manufactured

HOW TO BUILD YOUR SKU (Material Codes Key on page 188)

PRODUCT NO. [MATERIAL CODE]-[Cleanroom Manufactured(QC)]

X0-1-200MN-QC



## X0-1-200 Cross Fitting • 1/16 inch Barb

BN • NK7 • NN • PP • PVDF • WN • WP **QC** MN • NK7 • PP

## X0-2-200 Cross Fitting • 1/8 inch Barb

BN • NK7 • NN • PP • PVDF • WN • WP **QC** MN • NK7 • PP

## X0-3-200 Cross Fitting • 3/16 inch Barb

BN • NK7 • NN • PP • PVDF • WN • WP **QC** MN • NK7 • PP

## X0-4 Cross Fitting • 1/4 inch Barb

BN • GFBN • NK7 • NN • PP • PVDF • WN • WP **QC** MN • NK7 • PP

## X0-6-200 Cross Fitting • 3/8 inch Barb

BN • NK7 • NN • PP • PVDF • WP **QC** MN • NK7 • PP

## X0-8-200 Cross Fitting • 1/2 inch Barb

NK7 • PP **QC** MN • NK7 • PP

# Equal Y-Fittings

QC =  
Cleanroom  
Manufactured

HOW TO BUILD YOUR SKU (Material Codes Key on page 188)

PRODUCT NO. [MATERIAL CODE]-[Cleanroom Manufactured(QC)]

YO-1MN-QC



## YO-1 Equal Y-Fitting • 1/16 inch Barb

BN • NK7 • NN • PP • PVDF • WN • WP **QC** MN • NK7 • PP

## YO-1.5 Equal Y-Fitting • 3/32 inch Barb

BN • NK7 • NN • PP • PVDF • WN • WP **QC** MN • NK7 • PP

## YO-2 Equal Y-Fitting • 1/8 inch Barb

BN • GFBN • NK7 • NN • PP • PVDF • WN • WP **QC** MN • NK7 • PP

## YO-2.5 Equal Y-Fitting • 5/32 inch Barb

BN • NK7 • NN • PP • PVDF • SS • WN • WP **QC** MN • NK7 • PP

## YO-3 Equal Y-Fitting • 3/16 inch Barb

BN • GFBN • NK7 • NN • PP • PVDF • SS • WN • WP **QC** MN • NK7 • PP

## YO-4 Equal Y-Fitting • 1/4 inch Barb

BN • GFBN • NK7 • NN • PP • PVDF • WN • WP **QC** MN • NK7 • PP


## YO-5 Equal Y-Fitting • 5/16 inch Barb

AC • BN • GFBN • NK7 • NN • PP • PVDF • SS **QC** MN • NK7 • PP

## YO-6 Equal Y-Fitting • 3/8 inch Barb

BN • GFBN • NK7 • NN • PC • PP • PVDF • SS • WN • WP **QC** MN • NK7 • PP

# Equal Y-Fittings (CONTINUED)



## **Y0-8** Equal Y-Fitting • 1/2 inch Barb

BN • GFBN • NK7 • NN • PP • PVDF • SS • WN • WP **QC** MN • NK7 • PP

## **Y0-10** Equal Y-Fitting • 5/8 inch Barb


BN • GFBN • NK7 • NN • PP • PVDF • WN • WP **QC** MN • NK7 • PP

## **Y0-12** Equal Y-Fitting • 3/4 inch Barb

BN • GFBN • NK7 • NN • PP **QC** MN • NK7 • PP

## **Y0-16** Equal Y-Fitting • 1 inch Barb

BN • NK7 • NN • PP **QC** MN • NK7 • PP




316L Stainless Steel

### SALES / ORDER INQUIRIES:

📞 970-667-2728 📠 970-667-3204

✉️ sales@eldonjames.com

🌐 eldonjames.com/cross-y-fittings



Shop All  
Fittings


# Reduction Y-Fittings

QC =  
Cleanroom  
Manufactured

HOW TO BUILD YOUR SKU (Material Codes Key on page 188)

PRODUCT NO. [MATERIAL CODE] - [Cleanroom Manufactured(QC)]

RY2-4MN-QC



## RY2-4 Reduction Y-Fitting • 1/8 x 1/4 inch Barb

BN • NK7 • NN • PP • WN **QC** MN • NK7 • PP

## RY3-5 Reduction Y-Fitting • 3/16 x 5/16 inch Barb

NK7 • NN • PP **QC** MN • NK7 • PP

## RY4-6 Reduction Y-Fitting • 1/4 x 3/8 inch Barb

BN • GFBN • NK7 • NN • PP • PVDF • WN • WP **QC** MN • NK7 • PP

## RY6-8 Reduction Y-Fitting • 3/8 x 1/2 inch Barb

BN • NK7 • NN • PP **QC** MN • NK7 • PP

## RY8-10 Reduction Y-Fitting • 1/2 x 5/8 inch Barb

BN • NK7 • NN • PP **QC** MN • NK7 • PP

## RY10-12 Reduction Y-Fitting • 5/8 x 3/4 inch Barb

BN • NK7 • NN • PP **QC** MN • NK7 • PP


## RY12-16 Reduction Y-Fitting • 3/4 x 1 inch Barb


BN • NK7 • NN • PP **QC** MN • NK7 • PP



EQUAL TEES | REDUCTION TEES  
THREADED TEES | BRITISH THREADED TEES

# Tee Fittings





# Tee Fittings

**EQUAL TEES | REDUCTION TEES  
THREADED TEES | BRITISH THREADED TEES**

Eldon James offers PVC-free tee fittings and connectors that are safer, tougher, and better than their plastic alternatives.

All Eldon James connectors and tubing are PVC-free, DEHP/BPA-free, and we offer antimicrobial fittings for the critical applications to protect against the threat of bacteria and biofilm formation.

Great for use across many industries, including the beverage, food, medical, industrial and automotive areas, our tee fittings are available from 1/16" to 1" barb to custom fit your needs. British threaded tee fittings are also available and our connectors are compatible with many metric sized hoses and tubes.

Eldon James has further revolutionized the tee fitting industry through our innovative single barb fitting style which offers unmatched benefits, including:

- A single barb design with no mold parting line, which prevents the "leak path" created by parting lines on typical barb connectors.
- An anti-rotation device located on the barb shaft prevents the tubing from rotating or twisting on the tee fitting.
- Clean, functional design has no protruding sharp edges, boxed corners, or excess material that can be detrimental to tubing.

## **ABOUT OUR NATURAL MATERIALS:**

All Cleanroom Manufactured materials are ISO Class 7. *All QC items in this section are available as a Special Order.*

### **Medical Nylon (MN)**

Nylon, which exhibits excellent tensile strength with moderate stiffness and high impact resistance. Great for medical uses to connect multiple tubes with fuels, lubricants, and many other chemicals.

### **Natural Nylon (NN)**

Natural Nylon exhibits excellent tensile strength with moderate stiffness and high impact resistance. Great for automotive and industrial use with fuels, lubricants, and many chemicals.

### **Natural Kynar® 740 (NK7)**

Offers excellent chemical resistance, inherent flame resistance, high gamma radiation resistance, good UV and weather resistance, good mechanical properties, low moisture absorption and good machinability.

### **Polypropylene (PP)**

Polypropylene is a very versatile material and formulated for biomedical and bioprocess applications. It is radiation stable and is resistant to solvents, chemicals, water and other inorganic environments.



**ELDON JAMES' FITTINGS ARE EMPLOYED ACROSS MANY INDUSTRIES, INCLUDING BEVERAGE, FOOD, MEDICAL, INDUSTRIAL AND AUTOMOTIVE.**




# Equal Tees

QC =  
Cleanroom  
Manufactured

HOW TO BUILD YOUR SKU (Material Codes Key on page 188)

PRODUCT NO. [MATERIAL CODE]-[Cleanroom Manufactured(QC)]

T0-1-200MN-QC



## T0-1-200 Equal Tee • 1/16 inch Barb

AC • BN • NK7 • NN • PP • PVDF • WN • WP **QC** MN • NK7 • PP

## T0-1.5-200 Equal Tee • 3/32 inch Barb

AC • BN • NK7 • NN • PP • PVDF • WN • WP **QC** MN • NK7 • PP

## T0-2-200 Equal Tee • 1/8 inch Barb

AC • BN • NK7 • NN • PP • PVDF • WN • WP **QC** MN • NK7 • PP

## T0-2 Equal Tee • 1/8 inch Barb

SS

## T0-2.5 Equal Tee • 5/32 inch Barb

AC • BN • GFBN • NK7 • NN • PP • PVDF • SS • WN • WP **QC** MN • NK7 • PP

## T0-3 Equal Tee • 3/16 inch Barb

AC • BN • GFBN • NK7 • NN • PP • PVDF • SS • WN • WP **QC** MN • NK7 • PP


## T0-4 Equal Tee • 1/4 inch Barb

AC • BN • GFBN • NK7 • NN • PP • PVDF • SS • WN • WP **QC** MN • NK7 • PP

## T0-5 Equal Tee • 5/16 inch Barb

AC • BN • GFBN • NK7 • NN • PP • PVDF • SS • WN • WP **QC** MN • NK7 • PP

# Equal Tees (CONTINUED)



**T0-6 Equal Tee • 3/8 inch Barb**

AC • BN • GFBN • NK7 • NN • PC • PP • PVDF • SS • WN • WP **QC** MN • NK7 • PP

**T0-8 Equal Tee • 1/2 inch Barb**

AC • BN • GFBN • NK7 • NN • PP • PVDF • SS • WN • WP **QC** MN • NK7 • PP

**T0-10 Equal Tee • 5/8 inch Barb**

BN • GFBN • NK7 • NN • PP • PVDF • SS • WN • WP **QC** MN • NK7 • PP

**T0-12 Equal Tee • 3/4 inch Barb**

BN • GFBN • NK7 • NN • PP • PVDF • SS • WN • WP **QC** MN • NK7 • PP

**T0-16 Equal Tee • 1 inch Barb**

BN • GFBN • NK7 • NN • PP • PVDF • WN • WP **QC** MN • NK7 • PP



316L Stainless Steel

**SALES / ORDER INQUIRIES:**

📞 970-667-2728 📠 970-667-3204

✉ sales@eldonjames.com

🌐 <https://eldonjames.com/tee-fittings/>



Shop All Tee Fittings

# Reduction Tees

QC =  
Cleanroom  
Manufactured

HOW TO BUILD YOUR SKU (Material Codes Key on page 188)

PRODUCT NO. [MATERIAL CODE]-[Cleanroom Manufactured(QC)]

RT2-1-200MN-QC



**LRT4-1.5-200** Asymmetric Tee • 1/4 x 1/4 x 3/32 inch Barb

GFBN • MN • NK7 • NN • PP • WN

**LRT4-3-200** Asymmetric Tee • 1/4 x 1/4 x 3/16 inch Barb

GFBN • MN • NK7 • NN • PP • WN

**LRT6-12** Asymmetric Tee • 3/8 x 3/8 x 3/4 inch Barb

GFBN • MN • NK7 • NN • PP • WN



**RT1-1.5-200** Reduction Tee • 1/16 x 3/32 inch Barb

BN • NK7 • NN • PP **QC** MN • NK7 • PP

**RT1-2-200** Reduction Tee • 1/16 x 1/8 inch Barb

BN • NK7 • NN • PP **QC** MN • NK7 • PP

**RT2-1-200** Reduction Tee • 1/8 x 1/16 inch Barb

NK7 • NN • PP **QC** MN • NK7 • PP

**RT2-1.5-200** Reduction Tee • 1/8 x 3/32 inch Barb

BN • NK7 • NN • PP **QC** MN • NK7 • PP

**RT2-2.5-200** Reduction Tee • 1/8 x 5/32 inch Barb

BN • NK7 • NN • PP **QC** MN • NK7 • PP

**RT2-3-200** Reduction Tee • 1/8 x 3/16 inch Barb

NK7 • NN • PP **QC** MN • NK7 • PP

**RT2-4-200** Reduction Tee • 1/8 x 1/4 inch Barb

BN • NK7 • NN • PP • WN **QC** MN • NK7 • PP

## Reduction Tees (CONTINUED)

**RT2-5** Reduction Tee • 1/8 x 5/16 inch Barb


SS

**RT2.5-6** Reduction Tee • 5/32 x 3/8 inch BarbBN • GFBN • NK7 • NN • PP • PVDF • WN • WP **QC** MN • NK7 • PP**RT4-1.5-200** Reduction Tee • 1/4 x 3/32 inch BarbNK7 • NN • PP **QC** MN • NK7 • PP**RT4-2-200** Reduction Tee • 1/4 x 1/8 inch BarbBN • NK7 • NN • PP • WP **QC** MN • NK7 • PP**RT4-3-200** Reduction Tee • 1/4 x 3/16 inch BarbBN • NK7 • NN • PP • WP **QC** MN • NK7 • PP**RT4-6** Reduction Tee • 1/4 x 3/8 inch BarbBN • GFBN • NK7 • NN • PP • PVDF • WN • WP **QC** MN • NK7 • PP**RT4-10** Reduction Tee • 1/4 x 5/8 inch BarbBN • GFBN • NK7 • NN • PP • PVDF • WN • WP **QC** MN • NK7 • PP**RT6-2.5** Reduction Tee • 3/8 x 5/32 inch BarbBN • GFBN • NK7 • NN • PP • PVDF • WN • WP **QC** MN • NK7 • PP**RT6-4** Reduction Tee • 3/8 x 1/4 inch BarbBN • GFBN • NK7 • NN • PP • PVDF • SS • WN • WP **QC** MN • NK7 • PP**RT6-5** Reduction Tee • 3/8 x 5/16 inch Barb

SS

**RT6-10** Reduction Tee • 3/8 x 5/8 inch BarbBN • GFBN • NK7 • NN • PP • PVDF • WN • WP **QC** MN • NK7 • PP**RT8-4** Reduction Tee • 1/2 x 1/4 inch BarbBN • GFBN • NK7 • NN • PP • PVDF • WN • WP **QC** MN • NK7 • PP**RT8-5** Reduction Tee • 1/2 x 5/16 inch BarbBN • GFBN • NK7 • NN • PP • PVDF • SS • WN • WP **QC** MN • NK7 • PP**RT8-6** Reduction Tee • 1/2 x 3/8 inch BarbBN • GFBN • NK7 • NN • PP • PVDF • WN • WP **QC** MN • NK7 • PP

## Reduction Tees (CONTINUED)

**RT10-5 Reduction Tee • 5/8 x 5/16 inch Barb**AC • BN • GFBN • NK7 • NN • PP • PVDF • SS • WN • WP **QC** MN • NK7 • PP**RT10-6 Reduction Tee • 5/8 x 3/8 inch Barb**BN • GFBN • NK7 • NN • PP • PVDF • SS • WN • WP **QC** MN • NK7 • PP**RT12-6 Reduction Tee • 3/4 x 3/8 inch Barb**BN • GFBN • NK7 • NN • PP • PVDF • WN • WP **QC** MN • NK7 • PP**RT12-8 Reduction Tee • 3/4 x 1/2 inch Barb**BN • GFBN • NK7 • NN • PP • PVDF • WN • WP **QC** MN • NK7 • PP**RT12-10 Reduction Tee • 3/4 x 5/8 inch Barb**BN • GFBN • NK7 • NN • PP • PVDF • WN • WP **QC** MN • NK7 • PP**RT12-16 Reduction Tee • 3/4 x 1 inch Barb**GFBN **QC** NK7 • PP**RT16-8 Reduction Tee • 1 x 1/2 inch Barb**BN • GFBN • NK7 • NN • PP • PVDF • WN • WP **QC** MN • NK7 • PP**RT16-10 Reduction Tee • 1 x 5/8 inch Barb**BN • GFBN • NK7 • NN • PP • PVDF • WN • WP **QC** MN • NK7 • PP**RT16-12 Reduction Tee • 1 x 3/4 inch Barb**GFBN **QC** NK7 • PP**RT20-12 Reduction Tee • 1-1/4 x 3/4 inch Barb****QC** NK7 • PP**RT24-14 Reduction Tee • 1-3/4 x 7/8 inch Barb****QC** NK7 • PP**RT28-14 Reduction Tee • 1-3/4 x 7/8 inch Barb****QC** NK7 • PP**RT28-16 Reduction Tee • 1-3/4 x 1 inch Barb****QC** NK7 • PP


# Threaded Tees

QC =  
Cleanroom  
Manufactured

HOW TO BUILD YOUR SKU (Material Codes Key on page 188)

PRODUCT NO. [MATERIAL CODE] - [Cleanroom Manufactured(QC)]

T2-2MN-QC



## T2-2 Threaded Tee • 1/8 inch NPT – 1/8 inch Barb

AC • BN • GFBN • NK7 • NN • PP • PVDF • WN • WP **QC** MN • NK7 • PP

## T2-2.5 Threaded Tee • 1/8 inch NPT – 5/32 inch Barb

BN • GFBN • NK7 • NN • PP • PVDF • WN • WP **QC** MN • NK7 • PP

## T2-3 Threaded Tee • 1/8 inch NPT – 3/16 inch Barb

BN • GFBN • NK7 • NN • PP • PVDF • WN • WP **QC** MN • NK7 • PP

## T2-4 Threaded Tee • 1/8 inch NPT – 1/4 inch Barb

BN • GFBN • NK7 • NN • PP • PVDF • WN • WP **QC** MN • NK7 • PP

## T2-5 Threaded Tee • 1/8 inch NPT – 5/16 inch Barb

BN • GFBN • NK7 • NN • PP • PVDF • WN • WP **QC** MN • NK7 • PP

## T2-6 Threaded Tee • 1/8 inch NPT – 3/8 inch Barb

BN • GFBN • NK7 • NN • PP • PVDF • WN • WP **QC** MN • NK7 • PP

## T4-2 Threaded Tee • 1/4 inch NPT – 1/8 inch Barb

BN • GFBN • NK7 • NN • PP • PVDF • WN • WP **QC** MN • NK7 • PP

## T4-2.5 Threaded Tee • 1/4 inch NPT – 5/32 inch Barb

BN • GFBN • NK7 • NN • PP • PVDF • WN • WP **QC** MN • NK7 • PP



# Threaded Tees (CONTINUED)

## **T4-3** Threaded Tee • 1/4 inch NPT – 3/16 inch Barb

BN • GFBN • NK7 • NN • PP • PVDF • WN • WP **QC** MN • NK7 • PP

---

## **T4-4** Threaded Tee • 1/4 inch NPT – 1/4 inch Barb

BN • GFBN • NK7 • NN • PP • PVDF • WN • WP **QC** MN • NK7 • PP

---

## **T4-5** Threaded Tee • 1/4 inch NPT – 5/16 inch Barb

BN • GFBN • NK7 • NN • PP • PVDF • WN • WP **QC** MN • NK7 • PP

---

## **T4-6** Threaded Tee • 1/4 inch NPT – 3/8 inch Barb

BN • GFBN • NK7 • NN • PP • PVDF • WN • WP **QC** MN • NK7 • PP

---

## **T4-8** Threaded Tee • 1/4 inch NPT – 1/2 inch Barb

BN • GFBN • NK7 • NN • PP • PVDF • WN • WP **QC** MN • NK7 • PP

---

## **T6-4** Threaded Tee • 3/8 inch NPT – 1/4 inch Barb

BN • GFBN • NK7 • NN • PP • PVDF • WN • WP **QC** MN • NK7 • PP

---

## **T6-5** Threaded Tee • 3/8 inch NPT – 5/16 inch Barb

BN • GFBN • NK7 • NN • PP • PVDF • WN • WP **QC** MN • NK7 • PP

---

## **T6-6** Threaded Tee • 3/8 inch NPT – 3/8 inch Barb

BN • GFBN • NK7 • NN • PP • PVDF • WN • WP **QC** MN • NK7 • PP

---

## **T6-8** Threaded Tee • 3/8 inch NPT – 1/2 inch Barb

BN • GFBN • NK7 • NN • PP • PVDF • WN • WP **QC** MN • NK7 • PP

---

## **T8-4** Threaded Tee • 1/2 inch NPT – 1/4 inch Barb


BN • GFBN • NK7 • NN • PP • PVDF • WN • WP **QC** MN • NK7 • PP

---

## **T8-6** Threaded Tee • 1/2 inch NPT – 3/8 inch Barb

BN • GFBN • NK7 • NN • PP • PVDF • WN • WP **QC** MN • NK7 • PP

# Threaded Tees (CONTINUED)



## **T8-8** Threaded Tee • 1/2 inch NPT – 1/2 inch Barb

BN • GFBN • NK7 • NN • PP • PVDF • WN • WP **QC** MN • NK7 • PP

## **T8-10** Threaded Tee • 1/2 inch NPT – 5/8 inch Barb

BN • GFBN • NK7 • NN • PP • PVDF • WN • WP **QC** MN • NK7 • PP

## **T8-12** Threaded Tee • 1/2 inch NPT – 3/4 inch Barb

BN • GFBN • NK7 • NN • PP • PVDF • WN • WP **QC** MN • NK7 • PP

## **T12-4** Threaded Tee • 3/4 inch NPT – 1/4 inch Barb

BN • GFBN • NK7 • NN • PP • PVDF • WN • WP **QC** MN • NK7 • PP

## **T12-6** Threaded Tee • 3/4 inch NPT – 3/8 inch Barb

BN • GFBN • NK7 • NN • PP • PVDF • WN • WP **QC** MN • NK7 • PP

## **T12-8** Threaded Tee • 3/4 inch NPT – 1/2 inch Barb

BN • GFBN • NK7 • NN • PP • PVDF • WN • WP **QC** MN • NK7 • PP

## **T12-10** Threaded Tee • 3/4 inch NPT – 5/8 inch Barb

BN • GFBN • NK7 • NN • PP • PVDF • WN • WP **QC** MN • NK7 • PP

## **T12-12** Threaded Tee • 3/4 inch NPT – 3/4 inch Barb

BN • GFBN • NK7 • NN • PP • PVDF • WN • WP **QC** MN • NK7 • PP

## **T12-16** Threaded Tee • 3/4 inch NPT – 1 inch Barb

BN • GFBN • NK7 • NN • PP • PVDF • WN • WP **QC** MN • NK7 • PP

## **T16-12** Threaded Tee • 1 inch NPT – 3/4 inch Barb

BN • GFBN • NK7 • NN • PP • PVDF • WN • WP **QC** MN • NK7 • PP


## **T16-16** Threaded Tee • 1 inch NPT – 1 inch Barb

BN • GFBN • NK7 • NN • PP • PVDF • WN • WP **QC** MN • NK7 • PP

# British Threaded Tees

## HOW TO BUILD YOUR SKU (Material Codes Key on page 188)

PRODUCT NO. [MATERIAL CODE] → T2B-2.5NN



BSPT threads utilize the Whitworth thread form, which is designed to provide a pressure-tight fit through mating of the threads. This is accomplished by cutting the threads on a taper. Because they are tapered, the thread can only screw into the companion female thread a certain distance before it jams. The standard specifies this distance as a length based on hand-tight engagement; a convenient rule-of-thumb for plastic threads is: finger-tight plus 1/2 to 1 turn with a wrench. Do not over-tighten plastic threads – stress on the fitting can result in its failure.

### T2B-2.5 British Threaded Tees • 1/8 inch BSPT – 5/32 inch Barb

BN · GFBN · NK7 · NN · PP · PVDF · WN · WP

### T2B-4 British Threaded Tees • 1/8 inch BSPT – 1/4 inch Barb

BN · GFBN · NK7 · NN · PP · PVDF · WN · WP

### T2B-6 British Threaded Tees • 1/8 inch BSPT – 3/8 inch Barb

BN · GFBN · NK7 · NN · PP · PVDF · WN · WP

### T4B-2.5 British Threaded Tees • 1/4 inch BSPT – 5/32 inch Barb

BN · GFBN · NK7 · NN · PP · PVDF · WN · WP

### T4B-3 British Threaded Tees • 1/4 inch BSPT – 3/16 inch Barb

BN · GFBN · NK7 · NN · PP · PVDF · WN · WP

### T4B-4 British Threaded Tees • 1/4 inch BSPT – 1/4 inch Barb

BN · GFBN · NK7 · NN · PP · PVDF · WN · WP


### T4B-5 British Threaded Tees • 1/4 inch BSPT – 5/16 inch Barb

BN · GFBN · NK7 · NN · PP · PVDF · WN · WP

### T4B-6 British Threaded Tees • 1/4 inch BSPT – 3/8 inch Barb

BN · GFBN · NK7 · NN · PP · PVDF · WN · WP

# British Threaded Tees (CONTINUED)



**T4B-8 British Threaded Tees • 1/4 inch BSPT – 1/2 inch Barb**

BN • GFBN • NK7 • NN • PP • PVDF • WN • WP

**T6B-4 British Threaded Tees • 3/8 inch BSPT – 1/4 inch Barb**

BN • GFBN • NK7 • NN • PP • PVDF • WN • WP

**T6B-5 British Threaded Tees • 3/8 inch BSPT – 5/16 inch Barb**

BN • GFBN • NK7 • NN • PP • PVDF • WN • WP

**T6B-6 British Threaded Tees • 3/8 inch BSPT – 3/8 inch Barb**

BN • GFBN • NK7 • NN • PP • PVDF • WN • WP

**T6B-8 British Threaded Tees • 3/8 inch BSPT – 1/2 inch Barb**

BN • GFBN • NK7 • NN • PP • PVDF • WN • WP

**SALES / ORDER INQUIRIES:**

📞 970-667-2728 📠 970-667-3204

✉ sales@eldonjames.com

🌐 <https://eldonjames.com/tee-fittings/>





Shop All Tee Fittings



**EQUAL 90 DEGREE ELBOWS | REDUCTION ELBOWS  
THREADED ELBOWS | BRITISH THREADED ELBOWS**

# Elbow Fittings





Shop All  
Elbows

# Elbow Fittings

**EQUAL 90 DEGREE ELBOWS | REDUCTION ELBOWS  
THREADED ELBOWS | BRITISH THREADED ELBOWS**

Change your flow with our easy to install 90-degree elbow fitting or elbow reducer. Our quarter bend elbow is made to fit in a tight space. We offer threaded 90° elbows with a wide range of thread types NPT, UNF, and NPSM as well as British threaded elbows (BSPT).

To allow easy change of direction for your medical, automotive, or beverage applications, we manufacture our elbow fittings our single barb which allows the tube to be compressed behind the barb. This creates a seal that is far more secure than what can be achieved using fittings the multiple barb configurations.

The benefits of the Eldon James' innovative barb fittings include:

- A single barb design, ranging from 1/16th of an inch to one inch.
- An anti-rotation device located on the barb shaft prevents the tubing from rotating or twisting on the elbow fitting.
- A smooth, glass-like surface to allow for an excellent seal within the tube.
- No parting lines, which are present in multiple barb fittings and can create a leak path and ultimately cause failure.

Our innovative elbow fittings are available as equal 90-degree elbows, reduction elbows, threaded elbows, and British threaded elbow styles to match industry requirements.

## **ABOUT OUR NATURAL MATERIALS:**

All Cleanroom Manufactured materials are ISO Class 7. *All QC items in this section are available as a Special Order.*

### **Medical Nylon (MN)**

Nylon, which exhibits excellent tensile strength with moderate stiffness and high impact resistance. Great for medical uses to connect multiple tubes with fuels, lubricants, and many other chemicals.

### **Natural Nylon (NN)**

Natural Nylon exhibits excellent tensile strength with moderate stiffness and high impact resistance. Great for automotive and industrial use with fuels, lubricants, and many chemicals.

### **Natural Kynar® 740 (NK7)**

Offers excellent chemical resistance, inherent flame resistance, high gamma radiation resistance, good UV and weather resistance, good mechanical properties, low moisture absorption and good machinability.

### **Polypropylene (PP)**

Polypropylene is a very versatile material and formulated for biomedical and bioprocess applications. It is radiation stable and is resistant to solvents, chemicals, water and other inorganic environments.



**ELDON JAMES' FITTINGS HAS YOUR SOLUTION FOR THE  
MEDICAL, FOOD & BEVERAGE, AND AUTOMOTIVE INDUSTRIES.**



# Equal 90 Degree Elbows

QC =  
Cleanroom  
Manufactured

HOW TO BUILD YOUR SKU (Material Codes Key on page 188)

PRODUCT NO. [MATERIAL CODE]-[Cleanroom Manufactured(QC)]

LO-1-200MN-QC



## LO-1-200 Equal 90 Degree Elbow • 1/16 inch Barb

AC • BN • NK7 • NN • PP • PVDF • WN • WP **QC** MN • NK7 • PP

## LO-1.5-200 Equal 90 Degree Elbow • 3/32 inch Barb

AC • BN • NK7 • NN • PP • PVDF • WN • WP **QC** MN • NK7 • PP

## LO-2 Equal 90 Degree Elbow • 1/8 inch Barb

SS

## LO-2-200 Equal 90 Degree Elbow • 1/8 inch Barb

AC • BN • NK7 • NN • PP • PVDF • WN • WP **QC** MN • NK7 • PP

## LO-2.5 Equal 90 Degree Elbow • 5/32 inch Barb

AC • BN • GFBN • NK7 • NN • PP • PVDF • SS • WN • WP **QC** MN • NK7 • PP

## LO-3 Equal 90 Degree Elbow • 3/16 inch Barb

AC • BN • GFBN • NK7 • NN • PP • PVDF • SS • WN • WP **QC** MN • NK7 • PP

## LO-4 Equal 90 Degree Elbow • 1/4 inch Barb

AC • BN • GFBN • NK7 • NN • PP • PVDF • SS • WN • WP **QC** MN • NK7 • PP

## LO-5 Equal 90 Degree Elbow • 5/16 inch Barb

BN • GFBN • NK7 • NN • PP • PVDF • SS • WN • WP **QC** MN • NK7 • PP

# Equal 90 Degree Elbows (CONTINUED)



## L0-6 Equal 90 Degree Elbow • 3/8 inch Barb

AC • BN • GFBN • NK7 • NN • PP • PVDF • SS • WN • WP **QC** MN • NK7 • PP

## L0-8 Equal 90 Degree Elbow • 1/2 inch Barb

AC • BN • GFBN • NK7 • NN • PP • PVDF • SS • WN • WP **QC** MN • NK7 • PP

## L0-10 Equal 90 Degree Elbow • 5/8 inch Barb

BN • GFBN • NK7 • NN • PP • PVDF • SS • WN • WP **QC** MN • NK7 • PP

## L0-12 Equal 90 Degree Elbow • 3/4 inch Barb

AC • BN • GFBN • NK7 • NN • PP • PVDF • SS • WN • WP **QC** MN • NK7 • PP

## L0-16 Equal 90 Degree Elbow • 1 inch Barb

AC • BN • GFBN • NK7 • NN • PP • PVDF • WN • WP **QC** MN • NK7 • PP



316L Stainless Steel

### SALES / ORDER INQUIRIES:

📞 970-667-2728 📠 970-667-3204

✉️ sales@eldonjames.com

🌐 eldonjames.com/elbow-fittings



Shop All  
Elbows



# Reduction Elbows

QC =  
Cleanroom  
Manufactured

HOW TO BUILD YOUR SKU (Material Codes Key on page 188)

PRODUCT NO. [MATERIAL CODE]-[Cleanroom Manufactured(QC)] →

RL2-1-200MN-QC



## RL1.5-1-200 Reduction Elbow • 3/32 x 1/16 inch Barb

BN · NK7 · NN · PP **QC** MN · NK7 · PP

## RL2-1-200 Reduction Elbow • 1/8 x 1/16 inch Barb

BN · NK7 · NN · PP · WP **QC** MN · NK7 · PP

## RL2-1.5-200 Reduction Elbow • 1/8 x 3/32 inch Barb

BN · NK7 · NN · PP **QC** MN · NK7 · PP

## RL3-2-200 Reduction Elbow • 3/16 x 1/8 inch Barb

BN · NK7 · NN · PP **QC** MN · NK7 · PP

## RL4-2-200 Reduction Elbow • 1/4 x 1/8 inch Barb

BN · NK7 · NN · PP · WN **QC** MN · NK7 · PP

## RL5-4 Reduction Elbow • 5/16 x 1/4 inch Barb

BN · GFBN · NK7 · NN · PP · PVDF · WN · WP **QC** MN · NK7 · PP

## RL6-4 Reduction Elbow • 3/8 x 1/4 Barb

BN · GFBN · NK7 · NN · PP · PVDF · WN · WP **QC** MN · NK7 · PP

## RL6-5 Reduction Elbow • 3/8 x 5/16 inch Barb

SS

# Reduction Elbows (CONTINUED)

**RL8-4 Reduction Elbow • 1/2 x 1/4 inch Barb**BN • GFBN • NK7 • NN • PP • PVDF • WN • WP **QC** MN • NK7 • PP**RL8-6 Reduction Elbow • 1/2 x 3/8 inch Barb**BN • GFBN • NK7 • NN • PP • PVDF • WN • WP **QC** MN • NK7 • PP**RL16-12 Reduction Elbow • 1 x 3/4 inch Barb**GFBN **QC** NK7 • PP**SALES / ORDER INQUIRIES:**

📞 970-667-2728 📠 970-667-3204

✉ sales@eldonjames.com

🌐 <https://eldonjames.com/elbow-fittings/>Shop All  
Elbows


# Threaded Elbows

QC =  
Cleanroom  
Manufactured

HOW TO BUILD YOUR SKU (Material Codes Key on page 188)

PRODUCT NO. [MATERIAL CODE]-[Cleanroom Manufactured(QC)]

L2-1-200MN-QC



## L2-1-200 Threaded Elbow • 1/18 inch – 27 NPT x 1/16 inch Barb

AC • BN • NK7 • NN • PP **QC** MN • NK7 • PP

## L2-1.5-200 Threaded Elbow • 1/18 inch – 27 NPT x 3/32 inch Barb

BN • NK7 • NN • PP • WN **QC** MN • NK7 • PP

## L2-2 Threaded Elbow • 1/8 inch NPT x 1/8 inch Barb

BN • GFBN • NK7 • NN • PP • PVDF • WN • WP **QC** MN • NK7 • PP

## L2-2.5 Threaded Elbow • 1/8 inch NPT x 5/32 inch Barb

BN • GFBN • NK7 • NN • PP • PVDF • WN • WP **QC** MN • NK7 • PP

## L2-3 Threaded Elbow • 1/8 inch NPT x 3/16 inch Barb

BN • GFBN • NK7 • NN • PP • PVDF • WN • WP **QC** MN • NK7 • PP

## L2-4 Threaded Elbow • 1/8 inch NPT x 1/4 inch Tube Barb

AC • BN • GFBN • NK7 • NN • PP • PVDF • WN • WP **QC** MN • NK7 • PP


## L2-5 Threaded Elbow • 1/8 inch NPT x 5/16 inch Barb

BN • GFBN • NK7 • NN • PP • PVDF • WN • WP **QC** MN • NK7 • PP

## L2-6 Threaded Elbow • 1/8 inch NPT x 3/8 inch Barb

BN • GFBN • NK7 • NN • PP • PVDF • WN • WP **QC** MN • NK7 • PP

# Threaded Elbows (CONTINUED)



## L4-2 Threaded Elbow • 1/4 inch NPT x 1/8 inch Barb

BN • GFBN • NK7 • NN • PP • PVDF • WN • WP **QC** MN • NK7 • PP

## L4-2.5 Threaded Elbow • 1/4 inch NPT x 5/32 inch Barb

BN • GFBN • NK7 • NN • PP • PVDF • WN • WP **QC** MN • NK7 • PP

## L4-3 Threaded Elbow • 1/4 inch NPT x 3/16 inch Barb

BN • GFBN • NK7 • NN • PP • PVDF • WN • WP **QC** MN • NK7 • PP

## L4-4 Threaded Elbow • 1/4 inch NPT x 1/4 inch Barb

AC • BN • GFBN • NK7 • NN • PP • PVDF • WN • WP **QC** MN • NK7 • PP

## L4-5 Threaded Elbow • 1/4 inch NPT x 5/16 inch Barb

BN • GFBN • NK7 • NN • PP • PVDF • WN • WP **QC** MN • NK7 • PP

## L4-6 Threaded Elbow • 1/4 inch NPT x 3/8 inch Barb

AC • BN • GFBN • NK7 • NN • PP • PVDF • WN • WP **QC** MN • NK7 • PP

## L4-8 Threaded Elbow • 1/4 inch NPT x 1/2 inch Barb

BN • GFBN • NK7 • NN • PP • PVDF • WN • WP **QC** MN • NK7 • PP

## L6-4 Threaded Elbow • 3/8 inch NPT x 1/4 inch Barb

BN • GFBN • NK7 • NN • PP • PVDF • WN • WP **QC** MN • NK7 • PP

## L6-5 Threaded Elbow • 3/8 inch NPT x 5/16 inch Barb

BN • GFBN • NK7 • NN • PP • PVDF • WN • WP **QC** MN • NK7 • PP

# Threaded Elbows (CONTINUED)

## **L6-6 Threaded Elbow • 3/8 inch NPT x 3/8 inch Barb**

AC • BN • GFBN • NK7 • NN • PP • PVDF • WN • WP **QC** MN • NK7 • PP

---

## **L6-8 Threaded Elbow • 3/8 inch NPT x 1/2 inch Barb**

AC • BN • GFBN • NK7 • NN • PP • PVDF • WN • WP **QC** MN • NK7 • PP

---

## **L8-4 Threaded Elbow • 1/2 inch NPT x 1/4 inch Barb**

BN • GFBN • NK7 • NN • PP • PVDF • WN • WP **QC** MN • NK7 • PP

---

## **L8-6 Threaded Elbow • 1/2 inch NPT x 3/8 inch Barb**

BN • GFBN • NK7 • NN • PP • PVDF • WN • WP **QC** MN • NK7 • PP

---

## **L8-8 Threaded Elbow • 1/2 inch NPT x 1/2 inch Barb**

BN • GFBN • NK7 • NN • PP • PVDF • WN • WP **QC** MN • NK7 • PP

---

## **L8-10 Threaded Elbow • 1/2 inch NPT x 5/8 inch Barb**

BN • GFBN • NK7 • NN • PP • PVDF • WN • WP **QC** MN • NK7 • PP

---

## **L8-12 Threaded Elbow • 1/2 inch NPT x 3/4 inch Barb**

BN • GFBN • NK7 • NN • PP • PVDF • WN • WP **QC** MN • NK7 • PP

---

## **L12-4 Threaded Elbow • 3/4 inch NPT x 1/4 inch Barb**

BN • GFBN • NK7 • NN • PP • PVDF • WN • WP **QC** MN • NK7 • PP

---

## **L12-6 Threaded Elbow • 3/4 inch NPT x 3/8 inch Barb**

BN • GFBN • NK7 • NN • PP • PVDF • WN • WP **QC** MN • NK7 • PP

---

## **L12-8 Threaded Elbow • 3/4 inch NPT x 1/2 inch Barb**


BN • GFBN • NK7 • NN • PP • PVDF • WN • WP **QC** MN • NK7 • PP

---

## **L12-10 Threaded Elbow • 3/4 inch NPT x 5/8 inch Barb**

BN • GFBN • NK7 • NN • PP • PVDF • WN • WP **QC** MN • NK7 • PP

# Threaded Elbows (CONTINUED)



**L12-12** Threaded Elbow • 3/4 inch NPT x 3/4 inch Barb

BN • GFBN • NK7 • NN • PP • PVDF • WN • WP **QC** MN • NK7 • PP

**L12-16** Threaded Elbow • 3/4 inch NPT x 1 inch Barb

BN • GFBN • NK7 • NN • PP • PVDF • WN • WP **QC** MN • NK7 • PP

**L16-12** Threaded Elbow • 1 inch NPT x 3/4 inch Barb

BN • GFBN • NK7 • NN • PP • PVDF • WN • WP **QC** MN • NK7 • PP

**L16-16** Threaded Elbow • 1 inch NPT x 1 inch Barb

AC • BN • GFBN • NK7 • NN • PP • PVDF • WN • WP **QC** MN • NK7 • PP



**L1032-1-200** Threaded Elbow • 10 – 32 UNF x 1/8 inch Barb


AC • BN • NK7 • NN • PP • WN • WP **QC** MN • NK7 • PP

**L1032-1.5-200** Threaded Elbow • 10 – 32 UNF x 3/32 inch Barb

BN • NK7 • NN • PP **QC** MN • NK7 • PP

**L1032-2-200** Threaded Elbow • 10 – 32 UNF x 1/16 inch Barb

AC • BN • NK7 • NN • PP • PVDF • WN • WP **QC** MN • NK7 • PP




**L1032T-1-200** Threaded Elbow • 10 – 32 Taper x 1/16 inch Barb

BN • NK7 • NN • PP • PVDF • WN • WP **QC** MN • NK7 • PP

**L1032T-2-200** Threaded Elbow • 10 – 32 Taper x 1/8 inch Barb

BN • NK7 • NN • PP • PVDF • WN • WP **QC** MN • NK7 • PP



**L1428-2-200** Threaded Elbow • 1/4 inch – 28 UNF x 1/8 inch Barb

AC • BN • NK7 • NN • PP • WN **QC** MN • NK7 • PP

**L1428-3-200** Threaded Elbow • 1/4 inch – 28 UNF x 3/16 inch Barb


AC • NK7 • NN • PP **QC** MN • NK7 • PP

# British Threaded Elbows

HOW TO BUILD YOUR SKU (Material Codes Key on page 188)

PRODUCT NO. [MATERIAL CODE]

L2B-2NK



BSPT threads utilize the Whitworth thread form, which is designed to provide a pressure-tight fit through mating of the threads. This is accomplished by cutting the threads on a taper. Because they are tapered, the thread can only screw into the companion female thread a certain distance before it jams. The standard specifies this distance as a length based on hand-tight engagement; a convenient rule-of-thumb for plastic threads is: finger-tight plus 1/2 to 1 turn with a wrench. Do not over-tighten plastic threads – stress on the fitting can result in its failure.

## L2B-2 British Threaded Elbow • 1/8 inch BSPT x 1/8 inch Barb

BN • GFBN • NK7 • NN • PP • PVDF • WN • WP

## L2B-2.5 British Threaded Elbow • 1/8 inch BSPT x 5/32 inch Barb

BN • GFBN • NK7 • NN • PP • PVDF • WN • WP

## L2B-3 British Threaded Elbow • 1/8 inch BSPT x 3/16 inch Barb

NN

## L2B-4 British Threaded Elbow • 1/8 inch BSPT x 1/4 inch Barb

BN • GFBN • NK7 • NN • PP • PVDF • WN • WP

## L2B-5 British Threaded Elbow • 1/8 inch BSPT x 5/16 inch Barb

BN • GFBN • NK7 • NN • PP • PVDF • WN • WP

## L2B-6 British Threaded Elbow • 1/8 inch BSPT x 3/8 inch Barb

BN • GFBN • NK7 • NN • PP • PVDF • WN • WP


## L4B-2 British Threaded Elbow • 1/4 inch BSPT x 1/8 inch Barb

BN • GFBN • NK7 • NN • PP • PVDF • WN • WP

## L4B-2.5 British Threaded Elbow • 1/4 inch BSPT x 5/32 inch Barb

BN • GFBN • NK7 • NN • PP • PVDF • WN • WP

# British Threaded Elbows (CONTINUED)



## **L4B-3** British Threaded Elbow • 1/4 inch BSPT x 3/16 inch Barb

BN • GFBN • NK7 • NN • PP • PVDF • WN • WP

## **L4B-4** British Threaded Elbow • 1/4 inch BSPT x 1/4 inch Barb

BN • GFBN • NK7 • NN • PP • PVDF • WN • WP

## **L4B-5** British Threaded Elbow • 1/4 inch BSPT x 5/16 inch Barb

BN • GFBN • NK7 • NN • PP • PVDF • WN • WP

## **L4B-6** British Threaded Elbow • 1/4 inch BSPT x 3/8 inch Barb

BN • GFBN • NK7 • NN • PP • PVDF • WN • WP

## **L4B-8** British Threaded Elbow • 1/4 inch BSPT x 1/2 inch Barb

BN • GFBN • NK7 • NN • PP • PVDF • WN • WP

## **L6B-4** British Threaded Elbow • 3/8 inch BSPT x 1/4 inch Barb

BN • GFBN • NK7 • NN • PP • PVDF • WN • WP

## **L6B-5** British Threaded Elbow • 3/8 inch BSPT x 5/16 inch Barb

BN • GFBN • NK7 • NN • PP • PVDF • WN • WP

## **L6B-6** British Threaded Elbow • 3/8 inch BSPT x 3/8 inch Barb

BN • GFBN • NK7 • NN • PP • PVDF • WN • WP


## **L6B-8** British Threaded Elbow • 3/8 inch BSPT x 1/2 inch Barb

BN • GFBN • NK7 • NN • PP • PVDF • WN • WP



THREADED ADAPTERS | BRITISH THREADED ADAPTERS | SCHEDULE  
80 ADAPTERS | PANEL MOUNT & BULKHEAD ADAPTERS & NUTS |  
GARDEN HOSE ADAPTERS | NIPPLES | PLUGS | COLOR CODE CLIPS

# Adapters, Bulkheads & Panel Mounts





# Adapters, Bulkheads & Panel Mounts

**THREADED ADAPTERS | BRITISH THREADED ADAPTERS |  
SCHEDULE 80 ADAPTERS | PANEL MOUNT & BULKHEAD ADAPTERS & NUTS  
GARDEN HOSE ADAPTERS | NIPPLES | PLUGS | COLOR CODE CLIPS**

Eldon James' line of threaded adapters, panel mounts, bulkhead adapters, and other fittings allows for the easy and safe connection between tubes and smooth transfer of gases, liquids, and more.

Whether you're looking to lock in your automotive oil lines, plug your medical tubing, or even get a safe, PVC-free adapter for your home's garden hose, Eldon James has the right materials for you.

Threaded barb adapter fittings create a safe connection, and the non-PVC, BPA-free plastic materials of which they are composed mean your liquids, consumers, and the environment will be safe from harmful chemicals.

The threads on our Eldon James adapters and fittings employs a difficult-to-break connection, so you can ensure you have all of the strength and more that you've come to expect from other plastic fittings.

We even have conversion nipples, insert plugs, and more medical grade fittings for times when you need to stop or route the flow of liquid or gases through your tubing.

## **ABOUT OUR NATURAL MATERIALS:**

All Cleanroom Manufactured materials are ISO Class 7.  
*All QC items in this section are available as a Special Order.*

### **Medical Nylon (MN)**

Nylon, which exhibits excellent tensile strength with moderate stiffness and high impact resistance. Great for medical uses to connect multiple tubes with fuels, lubricants, and many other chemicals.

### **Natural Nylon (NN)**

Natural Nylon exhibits excellent tensile strength with moderate stiffness and high impact resistance. Great for automotive and industrial use with fuels, lubricants, and many chemicals.

### **Natural Kynar® 740 (NK7)**

Offers excellent chemical resistance, inherent flame resistance, high gamma radiation resistance, good UV and weather resistance, good mechanical properties, low moisture absorption and good machinability.

### **Polypropylene (PP)**

Polypropylene is a very versatile material and formulated for biomedical and bioprocess applications. It is radiation stable and is resistant to solvents, chemicals, water and other inorganic environments.



**THREADED ADAPTERS , BULKHEAD FITTINGS , PANEL MOUNTS, PIPE NIPPLES,  
GARDEN HOSE AND COLOR CODE CLIPS – THREADED COMPONENT SOLUTIONS  
FOR THE MEDICAL, FOOD & BEVERAGE, AND AUTOMOTIVE INDUSTRIES.**




# Threaded Adapters

**QC =**  
Cleanroom  
Manufactured

HOW TO BUILD YOUR SKU (Material Codes Key on page 188)

PRODUCT NO. [MATERIAL CODE]-[Cleanroom Manufactured(QC)]

A2-2MN-QC



## **A1-3-200** Adapter • 1/16 inch NPT Thread x 3/16 inch Barb

AC • BN • NK7 • PP • WN **QC** MN • NK7 • PP

## **A1-4-200** Adapter • 1/16 inch NPT Thread x 1/4 inch Barb

AC • BN • NK7 • NN • PP **QC** MN • NK7 • PP

## **A2-2** Adapter • 1/8 inch NPT Thread x 1/8 inch Barb

AC • BN • GFBN • NK7 • NN • PP • PVDF • SS • WN • WP **QC** MN • NK7 • PP

## **A2-2.5** Adapter • 1/8 inch NPT Thread x 5/32 inch Barb

BN • GFBN • NK7 • NN • PP • PVDF • WN • WP **QC** MN • NK7 • PP

## **A2-3** Adapter • 1/8 inch NPT Thread x 3/16 inch Barb

BN • GFBN • NK7 • NN • PP • PVDF • WN • WP **QC** MN • NK7 • PP

## **A2-4** Adapter • 1/8 inch NPT Thread x 1/4 inch Barb

AC • BN • GFBN • NK7 • NN • PP • PVDF • SS • WN • WP **QC** MN • NK7 • PP


## **A2-5** Adapter • 1/8 inch NPT Thread x 5/16 inch Barb

BN • GFBN • NK7 • NN • PP • PVDF • SS • WN • WP **QC** MN • NK7 • PP

## **A2-6** Adapter • 1/8 inch NPT Thread x 3/8 inch Barb

BN • GFBN • NK7 • NN • PP • PVDF • WN • WP **QC** MN • NK7 • PP

# Threaded Adapters (CONTINUED)



## A4-2 Adapter • 1/4 inch NPT Thread x 1/8 inch Barb

BN • GFBN • NK7 • NN • PP • PVDF • WN • WP **QC** MN • NK7 • PP

## A4-2.5 Adapter • 1/4 inch NPT Thread x 5/32 inch Barb

BN • GFBN • NK7 • NN • PP • PVDF • WN • WP **QC** MN • NK7 • PP

## A4-3 Adapter • 1/4 inch NPT Thread x 3/16 inch Barb

BN • GFBN • NK7 • NN • PP • PVDF • WN • WP **QC** MN • NK7 • PP



316L Stainless Steel

## A4-4 Adapter • 1/4 inch NPT Thread x 1/4 inch Barb

AC • BN • GFBN • NK7 • NN • PP • PVDF • SS • WN • WP

**QC** MN • NK7 • PP

## A4-5 Adapter • 1/4 inch NPT Thread x 5/16 inch Barb

BN • GFBN • NK7 • NN • PP • PVDF • SS • WN • WP **QC** MN • NK7 • PP

## A4-6 Adapter • 1/4 inch NPT Thread x 3/8 inch Barb

AC • BN • GFBN • NK7 • NN • PP • PVDF • WN • WP **QC** MN • NK7 • PP

## A4-8 Adapter • 1/4 inch NPT Thread x 1/2 inch Barb

BN • GFBN • NK7 • NN • PP • PVDF • WN • WP **QC** MN • NK7 • PP

## A6-4 Adapter • 3/8 inch NPT Thread x 1/4 inch Barb

BN • GFBN • NK7 • NN • PP • PVDF • WN • WP **QC** MN • NK7 • PP

## A6-5 Adapter • 3/8 inch NPT Thread x 5/16 inch Barb

BN • GFBN • NK7 • NN • PP • PVDF • WN • WP **QC** MN • NK7 • PP

## A6-6 Adapter • 3/8 inch NPT Thread x 3/8 inch Barb

AC • BN • GFBN • NK7 • NN • PP • PVDF • WN • WP **QC** MN • NK7 • PP

## A6-8 Adapter • 3/8 inch NPT Thread x 1/2 inch Barb

BN • GFBN • NK7 • NN • PP • PVDF • WN • WP **QC** MN • NK7 • PP

# Threaded Adapters (CONTINUED)




## **A6-10** Adapter • 3/8 inch NPT Thread x 5/8 inch Barb

AC • BN • GFBN • NK7 • NN • PP • PVDF • WN • WP **QC** MN • NK7 • PP

## **A6-12** Adapter • 3/8 inch NPT Thread x 3/4 inch Barb

AC • BN • GFBN • NK7 • NN • PP • PVDF • WN • WP **QC** MN • NK7 • PP



## **A6M-1.5-200** Adapter • M6 Thread x 3/32 inch Barb


BN • NK7 • NN • PP • PVDF • WN

## **A6M-2-200** Adapter • M6 Thread x 1/8 inch Barb

BN • NK7 • NN • PP • PVDF • WN

## **A6M-3-200** Adapter • M6 Thread x 3/16 inch Barb

BN • NK7 • NN • PP • PVDF



## **A8-4** Adapter • 1/2 inch NPT Thread x 1/4 inch Barb

BN • GFBN • NK7 • NN • PP • PVDF • WN • WP **QC** MN • NK7 • PP

## **A8-5** Adapter • 1/2 inch NPT Thread x 5/16 inch Barb

BN • GFBN • NK7 • NN • PP • PVDF • WN • WP **QC** MN • NK7 • PP

## **A8-6** Adapter • 1/2 inch NPT Thread x 3/8 inch Barb

BN • GFBN • NK7 • NN • PP • PVDF • WN • WP **QC** MN • NK7 • PP

## **A8-8** Adapter • 1/2 inch NPT Thread x 1/2 inch Barb

BN • GFBN • NK7 • NN • PP • PVDF • WN • WP **QC** MN • NK7 • PP


## **A8-10** Adapter • 1/2 inch NPT Thread x 5/8 inch Barb

BN • GFBN • NK7 • NN • PP • PVDF • WN • WP **QC** MN • NK7 • PP

## **A8-12** Adapter • 1/2 inch NPT Thread x 3/4 inch Barb

BN • GFBN • NK7 • NN • PP • PVDF • WN • WP **QC** MN • NK7 • PP

# Threaded Adapters (CONTINUED)


**A12-4 Adapter • 3/4 inch NPT Thread x 1/4 inch Barb**

 BN • GFBN • NK7 • NN • PP • PVDF • WN • WP **QC** MN • NK7 • PP

**A12-6 Adapter • 3/4 inch NPT Thread x 3/8 inch Barb**

 BN • GFBN • NK7 • NN • PP • PVDF • WN • WP **QC** MN • NK7 • PP

**A12-8 Adapter • 3/4 inch NPT Thread x 1/2 inch Barb**

 BN • GFBN • NK7 • NN • PP • PVDF • WN • WP **QC** MN • NK7 • PP


**A12-10 Adapter • 3/4 inch NPT Thread x 5/8 inch Barb**


 BN • GFBN • NK7 • NN • PP • PVDF • WN • WP **QC** MN • NK7 • PP

**A12-12 Adapter • 3/4 inch NPT Thread x 3/4 inch Barb**

 AC • BN • GFBN • NK7 • NN • PP • PVDF • WN • WP **QC** MN • NK7 • PP

**A12-16 Adapter • 3/4 inch NPT Thread x 1 inch Barb**

 BN • GFBN • NK7 • NN • PP • PVDF • WN • WP **QC** MN • NK7 • PP

**A16-16 Adapter • 1 inch NPT Thread x 1 inch Barb**

 AC • BN • GFBN • NK7 • NN • PP • PVDF • WN • WP **QC** MN • NK7 • PP

**A1032-1-200 Adapter • 10-32 UNF Thread x 1/16 inch Barb**

 AC • BN • NK7 • NN • PP • WN • WP **QC** MN • NK7 • PP

**A1032-1.5-200 Adapter • 10-32 UNF Thread x 3/32 inch Barb**

 AC • BN • NK7 • NN • PP • PVDF • WN • WP **QC** MN • NK7 • PP


**A1032-2-200 Adapter • 10-32 UNF Thread x 1/8 inch Barb**

 AC • BN • NK7 • NN • PP • PVDF • WN • WP **QC** MN • NK7 • PP

**A1032-2.5-200 Adapter • 10-32 UNF Thread x 5/32 inch Barb**

 AC • BN • NK7 • NN • PP • PVDF • WN **QC** MN • NK7 • PP

# Threaded Adapters (CONTINUED)



**A1032T-1-200** Adapter • 10–32 Taper Thread x 1/16 inch Barb


BN • NK7 • NN • PP • WN **QC** MN • NK7 • PP

**A1032T-1.5-200** Adapter • 10–32 Taper Thread x 3/32 inch Barb

BN • NK7 • PP **QC** MN • NK7 • PP

**A1032T-2-200** Adapter • 10–32 Taper Thread x 1/8 inch Barb

BN • NK7 • NN • PP • PVDF • WN • WP **QC** MN • NK7 • PP



**A1032X-1-200** Adapter • 10–32 Extended Thread x 1/16 inch Barb

BN • NK7 • NN • PP • PVDF • WN **QC** MN • NK7 • PP

**A1032X-1.5-200** Adapter • 10–32 Extended Thread x 3/32 inch Barb

BN • NK7 • NN • PP • PVDF • WN **QC** MN • NK7 • PP

**A1032X-2.5-200** Adapter • 10–32 Extended Thread x 5/32 inch Barb

BN • NK7 • NN • PP • PVDF • WN **QC** MN • NK7 • PP



**A1428-1-200** Adapter • 1/4 inch–28 UNF Thread x 1/16 inch Barb

AC • BN • NK7 • NN • PP • PVDF • WN **QC** MN • NK7 • PP

**A1428-1.5-200** Adapter • 1/4 inch–28 UNF Thread x 3/32 inch Barb

AC • BN • NK7 • NN • PP • PVDF • WN **QC** MN • NK7 • PP

**A1428-2-200** Adapter • 1/4 inch–28 UNF Thread x 1/8 inch Barb

AC • BN • NK7 • NN • PP • PVDF • WN • WP **QC** MN • NK7 • PP

**A1428-2.5-200** Adapter • 1/4 inch–28 UNF Thread x 5/32 inch Barb

AC • BN • NK7 • NN • PP • PVDF • WN • WP **QC** MN • NK7 • PP

**A1428-3-200** Adapter • 1/4 inch–28 UNF Thread x 3/16 inch Barb

AC • BN • NK7 • NN • PP • PVDF • WN • WP **QC** MN • NK7 • PP


# British Threaded Adapters

HOW TO BUILD YOUR SKU (Material Codes Key on page 188)

PRODUCT NO. [MATERIAL CODE]



A2B-2NK



BSPT threads utilize the Whitworth thread form, which is designed to provide a pressure-tight fit through mating of the threads. This is accomplished by cutting the threads on a taper. Because they are tapered, the thread can only screw into the companion female thread a certain distance before it jams. The standard specifies this distance as a length based on hand-tight engagement; a convenient rule-of-thumb for plastic threads is: finger-tight plus 1/2 to 1 turn with a wrench. Do not over-tighten plastic threads – stress on the fitting can result in its failure.

## **A2B-2** British Threaded Adapter • 1/8 inch BSPT Thread x 1/8 inch Barb

AC • BN • GFBN • NK7 • NN • PP • PVDF • WN • WP

## **A2B-2.5** British Threaded Adapter • 1/8 inch BSPT Thread x 5/32 inch Barb

AC • GFBN • NK7 • NN • PP • PVDF • WN • WP

## **A2B-3** British Threaded Adapter • 1/8 inch BSPT Thread x 3/16 inch Barb

AC • BN • NK7 • PP • PVDF • WN • WP

## **A2B-4** British Threaded Adapter • 1/8 inch BSPT Thread x 1/4 inch Barb

AC • BN • GFBN • NK7 • NN • PP • PVDF • WN • WP

## **A2B-5** British Threaded Adapter • 1/8 inch BSPT Thread x 5/16 inch Barb

AC • BN • GFBN • NK7 • NN • PP • PVDF • WN • WP

## **A2B-6** British Threaded Adapter • 1/8 inch BSPT Thread x 3/8 inch Barb

AC • BN • GFBN • NK7 • NN • PP • PVDF • WN • WP



# British Threaded Adapters (CONTINUED)

**A4B-2 British Threaded Adapter • 1/4 inch BSPT Thread x 1/8 inch Barb**AC • BN • GFBN • NK7 • NN • PP • PVDF • WN • WP

---

**A4B-2.5 British Threaded Adapter • 1/4 inch BSPT Thread x 5/32 inch Barb**AC • BN • GFBN • NK7 • NN • PP • PVDF • WN • WP

---

**A4B-3 British Threaded Adapter • 1/4 inch BSPT Thread x 3/16 inch Barb**AC • BN • GFBN • NK7 • NN • PP • PVDF • WN • WP

---

**A4B-4 British Threaded Adapter • 1/4 inch BSPT Thread x 1/4 inch Barb**AC • BN • GFBN • NK7 • NN • PP • PVDF • WN • WP

---

**A4B-5 British Threaded Adapter • 1/4 inch BSPT Thread x 5/16 inch Barb**AC • BN • GFBN • NK7 • NN • PP • PVDF • WN • WP

---

**A4B-6 British Threaded Adapter • 1/4 inch BSPT Thread x 3/8 inch Barb**AC • BN • GFBN • NK7 • NN • PP • PVDF • WN • WP

---

**A4B-8 British Threaded Adapter • 1/4 inch BSPT Thread x 1/2 inch Barb**AC • BN • GFBN • NK7 • NN • PP • PVDF • WN • WP

---

**A6B-4 British Threaded Adapter • 3/8 inch BSPT Thread x 1/4 inch Barb**AC • BN • GFBN • NK7 • NN • PP • PVDF • WN • WP

---

**A6B-5 British Threaded Adapter • 3/8 inch BSPT Thread x 5/16 inch Barb**AC • BN • GFBN • NK7 • NN • PP • PVDF • WN • WP

---

**A6B-6 British Threaded Adapter • 3/8 inch BSPT Thread x 3/8 inch Barb**AC • BN • GFBN • NK7 • NN • PP • PVDF • WN • WP

---

**A6B-8 British Threaded Adapter • 3/8 inch BSPT Thread x 1/2 inch Barb**

AC • BN • GFBN • NK7 • NN • PP • PVDF • WN • WP


# Schedule 80 Adapters

HOW TO BUILD YOUR SKU (Material Codes Key on page 188)

PRODUCT NO. [MATERIAL CODE]



A4-4S80NK



Schedule 80 fittings are more robust with a thicker wall than fittings with a standard wall thickness, making them more suitable for applications using higher pressure.

## **A4-4S80** Schedule 80 Adapter • 1/4 inch NPT Thread x 1/4 inch Barb

NK7 • PP

## **A4-6S80** Schedule 80 Adapter • 1/4 inch NPT Thread x 3/8 inch Barb

NK7 • PP

## **A4-8S80** Schedule 80 Adapter • 1/4 inch NPT Thread x 1/2 inch Barb

NK7 • PP

## **A6-4S80** Schedule 80 Adapter • 3/8 inch NPT Thread x 1/4 inch Barb

NK7 • PP

## **A6-6S80** Schedule 80 Adapter • 3/8 inch NPT Thread x 3/8 inch Barb

NK7 • PP

## **A6-8S80** Schedule 80 Adapter • 3/8 inch NPT Thread x 1/2 inch Barb

NK7 • PP

## **A8-4S80** Schedule 80 Adapter • 1/2 inch NPT Thread x 1/4 inch Barb

NK7 • PP

## **A8-6S80** Schedule 80 Adapter • 1/2 inch NPT Thread x 3/8 inch Barb

NK7 • PP

# Schedule 80 Adapters (CONTINUED)

**A8-8S80** Schedule 80 Adapter • 1/2 inch NPT Thread x 1/2 inch Barb

NK7 • PP

---

**A8-12S80** Schedule 80 Adapter • 1/2 inch NPT Thread x 3/4 inch Barb

NK7 • PP

---

**A12-4S80** Schedule 80 Adapter • 3/4 inch NPT Thread x 1/4 inch Barb

NK7 • PP

---

**A12-6S80** Schedule 80 Adapter • 3/4 inch NPT Thread x 3/8 inch Barb

NK7 • PP

---

**A12-8S80** Schedule 80 Adapter • 3/4 inch NPT Thread x 1/2 inch Barb

NK7 • PP

---

**A12-12S80** Schedule 80 Adapter • 3/4 inch NPT Thread x 3/4 inch Barb

NK7 • PP

---

**A12-16S80** Schedule 80 Adapter • 3/4 inch NPT Thread x 1 inch Barb

NK7 • PP

---

**A16-16S80** Schedule 80 Adapter • 1 inch NPT Thread x 1 inch Barb

NK7 • PP

## SALES / ORDER INQUIRIES:

 970-667-2728  970-667-3204

 [sales@eldonjames.com](mailto:sales@eldonjames.com)

 [eldonjames.com/adapter-bulkhead-panel-mounts](http://eldonjames.com/adapter-bulkhead-panel-mounts)




# Panel Mount Adapters

QC =  
Cleanroom  
Manufactured

HOW TO BUILD YOUR SKU (Material Codes Key on page 188)

PRODUCT NO. [MATERIAL CODE] - [Cleanroom Manufactured(QC)]

PM4S-2.5MN-QC



Panel mount luers also  
available on page 92.

## PM2S-4-200 Panel Mount • Standard 1/8 inch NPSM Thread x 1/4 inch Barb

AC • BN • NK7 • NN • PP • PVDF • WN • WP **QC** MN • NK7 • PP

## PM4S-2.5 Panel Mount • Standard 1/4 inch NPSM Thread x 5/32 inch Barb

AC • BN • NK7 • NN • PP • PVDF • WN • WP **QC** MN • NK7 • PP

## PM4S-3 Panel Mount • Standard 1/4 inch NPSM Thread x 3/16 inch Barb

AC • BN • NK7 • NN • PP • PVDF • WN • WP **QC** MN • NK7 • PP

## PM4S-4 Panel Mount • Standard 1/4 inch NPSM Thread x 1/4 inch Barb

AC • BN • NK7 • NN • PP • PVDF • WN • WP **QC** MN • NK7 • PP

## PM4S-5 Panel Mount • Standard 1/4 inch NPSM Thread x 5/16 inch Barb

AC • BN • NK7 • NN • PP • PVDF • WN • WP **QC** MN • NK7 • PP


## PM4S-6 Panel Mount • Standard 1/4 inch NPSM Thread x 3/8 inch Barb

AC • BN • NK7 • NN • PP • PVDF • WN • WP **QC** MN • NK7 • PP

## PM4S-8 Panel Mount • Standard 1/4 inch NPSM Thread x 1/2 inch Barb

AC • BN • NK7 • NN • PP • PVDF • WN • WP **QC** MN • NK7 • PP

# Panel Mount Adapters (CONTINUED)



## **PM1428-1-200** Panel Mount • 1/4 inch – 28 UNF x 1/16 inch Barb

AC • BN • NK7 • NN • PP • PVDF • WN • WP **QC** MN • NK7 • PP

## **PM1428-1.5-200** Panel Mount • 1/4 inch – 28 UNF x 3/32 inch Barb

AC • BN • NK7 • NN • PP • PVDF • WN • WP **QC** MN • NK7 • PP

## **PM1428-2-200** Panel Mount • 1/4 inch – 28 UNF x 1/8 inch Barb

AC • BN • NK7 • NN • PP • PVDF • WN • WP **QC** MN • NK7 • PP

## **PM1428-2.5-200** Panel Mount • 1/4 inch – 28 UNF x 5/32 inch Barb

AC • BN • NK7 • NN • PP • PVDF • WN • WP **QC** MN • NK7 • PP

## **PM1428-3-200** Panel Mount • 1/4 inch – 28 UNF x 3/16 inch Barb

AC • BN • NK7 • NN • PP • PVDF • WN • WP **QC** MN • NK7 • PP

### SALES / ORDER INQUIRIES:

 970-667-2728  970-667-3204

 [sales@eldonjames.com](mailto:sales@eldonjames.com)

 [eldonjames.com/adapter-bulkhead-panel-mounts](http://eldonjames.com/adapter-bulkhead-panel-mounts)



Shop All  
Adapters

# Bulkhead Adapters

QC =  
Cleanroom  
Manufactured

HOW TO BUILD YOUR SKU (Material Codes Key on page 188)

PRODUCT NO. [MATERIAL CODE]-[Cleanroom Manufactured(QC)] →

BH4S-3-3MN-QC



For color coding see  
FCR rings on the next page  
and Standard Color Code  
Clips on page 170.

## **BH4S-3-3** Bulkhead Adapter • 1/4 inch Straight Thread • 3/16 x 3/16 inch Barb

AC • BN • NK7 • NN • PP • PVDF • WN • WP **QC** MN • NK7 • PP

## **BH4S-4-4** Bulkhead Adapter • 1/4 inch Straight Thread • 1/4 x 1/4 inch Barb

AC • BN • NK7 • NN • PP • PVDF • WN • WP **QC** MN • NK7 • PP

## **BH4S-5-4** Bulkhead Adapter • 1/4 inch Straight Thread • 5/16 x 1/4 inch Barb

AC • BN • NK7 • NN • PP • PVDF • WN • WP **QC** MN • NK7 • PP

## **BH4S-5-5** Bulkhead Adapter • 1/4 inch Straight Thread • 5/16 x 5/16 inch Barb

AC • BN • NK7 • NN • PP • PVDF • WN • WP **QC** MN • NK7 • PP

## **BH4S-6-4** Bulkhead Adapter • 1/4 inch Straight Thread • 3/8 x 1/4 inch Barb


AC • BN • NK7 • NN • PP • PVDF • WN • WP **QC** MN • NK7 • PP

## **BH4S-6-5** Bulkhead Adapter • 1/4 inch Straight Thread • 3/8 x 5/16 inch Barb

AC • BN • NK7 • NN • PP • PVDF • WN • WP **QC** MN • NK7 • PP

## **BH4S-6-6** Bulkhead Adapter • 1/4 inch Straight Thread • 3/8 x 3/8 inch Barb

AC • BN • NK7 • NN • PP • PVDF • WN • WP **QC** MN • NK7 • PP



# Bulkhead Adapters (CONTINUED)



**BH1032-1-1-200** Miniature Bulkhead Adapter •  
10 – 32 UNF Thread • 1/16 x 1/16 inch Barb

AC • BN • NK7 • NN • PP • PVDF • WN • WP **QC** MN • NK7 • PP


**BH1032-1.5-1.5-200** Miniature Bulkhead Adapter •  
10 – 32 UNF Thread • 3/32 x 3/32 inch Barb

AC • BN • NK7 • NN • PP • PVDF • WN • WP **QC** MN • NK7 • PP



**BH1428-2-2-200** Bulkhead Adapter •  
1/4 inch – 28 UNF Thread • 1/8 x 1/8 inch Barb

AC • BN • NK7 • NN • PP • PVDF • WN • WP **QC** MN • NK7 • PP



**BHL1428-2-2-200** Bulkhead Elbow Adapter •  
1/4 inch – 28 UNF Thread • 1/8 x 1/8 inch Barb

AC • BN • NK7 • NN • PP • PVDF • WN • WP **QC** MN • NK7 • PP

**BHL51624-2.5-2.5-200** Bulkhead Elbow Adapter •  
5/16 inch – 24 UNF Thread • 5/32 x 5/32 inch Barb

AC • BN • NK7 • NN • PP • PVDF • WN • WP **QC** MN • NK7 • PP



**FCR** Bulkhead/Panel Mount Mini Color Code Mounting  
Ring 10-32 & 1/4-28

BLPP-200 • BPP-200 • GPP-200 • OPP-200 • PPP-200 • RPP-200 •  
WPP-200 • YPP-200

Animal Derivative Free Polypropylene Color Guide



## SALES / ORDER INQUIRIES:

📞 970-667-2728 📠 970-667-3204

✉️ sales@eldonjames.com

🌐 eldonjames.com/adapter-bulkhead-panel-mounts



Shop All  
Adapters


# Bulkhead and Panel Mount Nuts

HOW TO BUILD YOUR SKU (Material Codes Key on page 188)

PRODUCT NO. [MATERIAL CODE]



HEX1032BN



**G102-150-18** Hex Nut • 1/4 inch NPSF Straight Thread

NN

**G102-150-78** Hex Nut • 1/4 inch NPSF Straight Thread

BN

**HEX1032** Hex Nut • 10 – 32 UNF Thread • .363 flat • .135 thick

BN • NN

**HEX1428** Hex Nut • 1/4 – 28 UNF Thread • .425 flat • .235 thick

BN • NN

**HEX1827** Hex Nut • 1/8 – 27 NPSF Straight Thread • .550 flat • .220 thick

BN • NN

**HEX51624** Hex Nut • 5/16 – 24 UNF Thread • .50 flat • 0.188 thick

BN • NN • PP

## SALES / ORDER INQUIRIES:

970-667-2728 970-667-3204

sales@eldonjames.com

eldonjames.com/adapter-bulkhead-panel-mounts



Shop All  
Adapters




# Garden Hose Adapters

HOW TO BUILD YOUR SKU (Material Codes Key on page 188)

PRODUCT NO. [MATERIAL CODE]



A12GH-4BN



## **A12GH-4** Garden Hose Adapter • 3/4 inch GH x 1/4 inch Barb

BN • NN • PP • WN

## **A12GH-6** Garden Hose Adapter • 3/4 inch GH x 3/8 inch Barb

BN • NN • PP • WN

## **A12GH-8** Garden Hose Adapter • 3/4 inch GH x 1/2 inch Barb

BN • NN • PP • WN

## **A12GH-10** Garden Hose Adapter • 3/4 inch GH x 5/8 inch Barb

BN • NN • PP • WN

## **A12GH-12** Garden Hose Adapter • 3/4 inch GH x 3/4 inch Barb

BN • NN • PP • WN

## **A12GH-16** Garden Hose Adapter • 3/4 inch GH x 1 inch Barb

BN • NN • PP • WN

### SALES / ORDER INQUIRIES:

970-667-2728 970-667-3204

sales@eldonjames.com

eldonjames.com/adapter-bulkhead-panel-mounts



Shop All  
Adapters


# Conversion Nipples

HOW TO BUILD YOUR SKU (Material Codes Key on page 188)

PRODUCT NO. [MATERIAL CODE]



RN4-2GFBN



## **RN4-2** Conversion Nipple • 1/4 x 1/8 inch NPT

BN • GFBN • NK7 • NN • PVDF • WN • WP

## **RN6-2** Conversion Nipple • 3/8 x 1/8 inch NPT

BN • GFBN • NK7 • NN • PVDF • WN • WP

## **RN6-4** Conversion Nipple • 3/8 x 1/4 inch NPT

BN • GFBN • NK7 • NN • PVDF • WN • WP

## **RN8-2** Conversion Nipple • 1/2 x 1/8 inch NPT

BN • GFBN • NK7 • NN • PVDF • WN • WP

## **RN8-4** Conversion Nipple • 1/2 x 1/4 inch NPT

BN • GFBN • NK7 • NN • PVDF • WN • WP

## **RN8-6** Conversion Nipple • 1/2 x 3/8 inch NPT

BN • GFBN • NK7 • NN • PVDF • WN • WP

## **RN16-12** Conversion Nipple • 1 x 3/4 inch NPT

BN • GFBN • NK7 • NN • PVDF • WN • WP

## SALES / ORDER INQUIRIES:

970-667-2728 970-667-3204


sales@eldonjames.com

eldonjames.com/adapter-bulkhead-panel-mounts



Shop All  
Adapters

# Pipe Nipples



## **N2** Pipe Nipple • 1/8 inch NPT

BN • GFBN • NK7 • NN • PVDF • WN • WP

## **N4** Pipe Nipple • 1/4 inch NPT

BN • GFBN • NK7 • NN • PVDF • WN • WP

## **N6** Pipe Nipple • 3/8 inch NPT

BN • GFBN • NK7 • NN • PVDF • WN • WP

## **N8** Pipe Nipple • 1/2 inch NPT

BN • GFBN • NK7 • NN • PVDF • WN • WP

## **N12** Pipe Nipple • 3/4 inch NPT

BN • GFBN • NK7 • NN • PVDF • WN • WP

## **N16** Pipe Nipple • 1 inch NPT

BN • GFBN • NK7 • NN • PVDF • WN • WP

### SALES / ORDER INQUIRIES:

 970-667-2728  970-667-3204

 [sales@eldonjames.com](mailto:sales@eldonjames.com)

 [eldonjames.com/adapter-bulkhead-panel-mounts](http://eldonjames.com/adapter-bulkhead-panel-mounts)



Shop All  
Adapters


# Schedule 80 Pipe Nipples

HOW TO BUILD YOUR SKU (Material Codes Key on page 188)

PRODUCT NO. [MATERIAL CODE]



RN4-2GFBN



Schedule 80 fittings are more robust with a thicker wall than fittings with a standard wall thickness, making them more suitable for applications using higher pressure.

## **N4S80** Pipe Nipple • 1/4 inch NPT Schedule 80 HEX

BN • GFBN • NK7 • NN • PVDF • WN • WP

## **N6S80** Pipe Nipple • 3/8 inch NPT Schedule 80 HEX

BN • GFBN • NK7 • NN • PVDF • WN • WP

## **N8S80** Pipe Nipple • 1/2 inch NPT Schedule 80 HEX

BN • GFBN • NK7 • NN • PVDF • WN • WP

## **N12S80** Pipe Nipple • 3/4 inch NPT Schedule 80 HEX

BN • GFBN • NK7 • NN • PVDF • WN • WP

## **N16S80** Pipe Nipple • 1 inch NPT Schedule 80 HEX

BN • GFBN • NK7 • NN • PVDF • WN • WP

### SALES / ORDER INQUIRIES:

970-667-2728 970-667-3204

sales@eldonjames.com

eldonjames.com/adapter-bulkhead-panel-mounts



Shop All  
Adapters


# Threaded Plugs

QC =  
Cleanroom  
Manufactured

HOW TO BUILD YOUR SKU (Material Codes Key on page 188)

PRODUCT NO. [MATERIAL CODE]

P2BN



## **P2** Threaded Hex Plug • 1/8 inch NPT

BN • GFBN • NK7 • NN • PP • PVDF • WN • WP

## **P4** Threaded Hex Plug • 1/4 inch NPT

BN • GFBN • NK7 • NN • PP • PVDF • WN • WP

## **P6** Threaded Hex Plug • 3/8 inch NPT

BN • GFBN • NK7 • NN • PP • PVDF • WN • WP

## **P8** Threaded Hex Plug • 1/2 inch NPT

BN • GFBN • NK7 • NN • PP • PVDF • WN • WP

## **P12** Threaded Hex Plug • 3/4 inch NPT

BN • GFBN • NK7 • NN • PP • PVDF • WN • WP

## **P16** Threaded Hex Plug • 1 inch NPT

BN • GFBN • NK7 • NN • PP • PVDF • WN • WP

## **P2B** British Threaded Hex Plug • 1/8 inch BSPT

BN • GFBN • NK7 • NN • PP • PVDF • WN • WP


## **P4B** British Threaded Hex Plug • 1/4 inch BSPT

BN • GFBN • NK7 • NN • PP • PVDF • WN • WP

## **P6B** British Threaded Hex Plug • 3/8 inch BSPT

BN • GFBN • NK7 • NN • PP • PVDF • WN • WP

# Threaded Plugs (CONTINUED)

**P4S80** Threaded Hex Plug • 1/4 inch 18 NPT Schedule 80

NK7 • PP

**P8S80** Threaded Hex Plug • 1/2 inch 14 NPT Schedule 80

NK7 • PP

**P12S80** Threaded Hex Plug • 3/4 inch 14 NPT Schedule 80

NK7 • PP

**P1032-200** Threaded Hex Plug • 10 – 32 UNF Thread

BN • NK7 • NN • PP • PVDF • WN • WP

**P1428-200** Threaded Hex Plug • 1/4 inch 28 UNF Thread

BN • NK7 • NN • PP • PVDF • WN • WP

**SALES / ORDER INQUIRIES:**

📞 970-667-2728 📠 970-667-3204

✉ sales@eldonjames.com

🌐 eldonjames.com/adapter-bulkhead-panel-mounts

Shop All  
Adapters

# Insert Plugs

QC =  
Cleanroom  
Manufactured

HOW TO BUILD YOUR SKU (Material Codes Key on page 188)

PRODUCT NO. [MATERIAL CODE]-[Cleanroom Manufactured(QC)] →

P0-1-200BN



## **P0-1-200** Insert Plug • 1/16 inch Barb

BN • NK7 • NN • PP • PVDF • WN • WP **QC** MN • NK7 • PP

## **P0-1.5-200** Insert Plug • 3/32 inch Barb

BN • NK7 • NN • PP • PVDF • WN • WP **QC** MN • NK7 • PP

## **P0-2-200** Insert Plug • 1/8 inch Barb

BN • NK7 • NN • PP • PVDF • WN • WP **QC** MN • NK7 • PP

## **P0-2.5-200** Insert Plug • 5/32 inch Barb

BN • NK7 • NN • PP • PVDF • WN • WP **QC** MN • NK7 • PP

## **P0-3-200** Insert Plug • 3/16 inch Barb

BN • NK7 • NN • PP • PVDF • WN • WP **QC** MN • NK7 • PP

## **P0-4** Insert Plug • 1/4 inch Barb

BN • NK7 • NN • PP • PVDF • WN • WP **QC** MN • NK7 • PP

## **P0-6** Insert Plug • 3/8 inch Barb

BN • NK7 • NN • PP • PVDF • WN • WP **QC** MN • NK7 • PP

## **P0-8** Insert Plug • 1/2 inch Barb

BN • NK7 • NN • PP • PVDF • WN • WP **QC** MN • NK7 • PP

## **P0-10** Insert Plug • 5/8 inch Barb

BN • NK7 • NN • PP • PVDF • WN • WP **QC** MN • NK7 • PP

# Insert Plugs

HOW TO BUILD YOUR SKU (Material Codes Key on page 188)

PRODUCT NO. [MATERIAL CODE]



PMP4SBN




## P0-12 Insert Plug • 3/4 inch Barb

BN • NK7 • NN • PP • PVDF • WN • WP **QC** MN • NK7 • PP

## P0-16 Insert Plug • 1 inch Barb

BN • NK7 • NN • PP • PVDF • WN • WP **QC** MN • NK7 • PP

# Flanged Plugs



## PMP4S Flanged Plug • 1/4 inch – 1/8 NPSM

BN

## SALES / ORDER INQUIRIES:

970-667-2728 970-667-3204

sales@eldonjames.com

eldonjames.com/adapter-bulkhead-panel-mounts




Shop All  
Adapters



STRAIGHT FITTING | PLUG FITTING  
90° MALE ELBOW FITTING | NPT THREAD CONVERSION COUPLER

# Swivel Disconnect Fittings

DIAMETER INDEX SAFETY SYSTEM  
(DISS) FITTINGS






# Swivel Disconnect Fittings

**STRAIGHT FITTING | PLUG FITTING**  
**90° MALE ELBOW FITTING | NPT THREAD CONVERSION COUPLER**

## **OXYGEN THREAD – DIAMETER INDEX SAFETY SYSTEM (DISS) FITTINGS**

Eldon James Swivel Disconnect Oxygen Thread DISS fittings are a reliable, ball-seat construction disconnect system with no springs, gaskets, or O-rings.

Diameter-Index Safety System (DISS) connectors are threaded and have a unique diameter for each type of gas to prevent accidental hookup of the wrong gas. These specific diameters act in a key-like fashion so that fittings within the gas service “family” will connect only with their own “family members.” In place of diameter indexing, Oxygen (DISS 1240) has been assigned the long-established 9/16"-18 thread connections as its safety standards.



**ELDON JAMES' FITTINGS ARE WIDELY USED IN BEVERAGE LINES  
OR OTHER GAS TRANSFER APPLICATIONS.**



# Straight Fittings

HOW TO BUILD YOUR SKU (Material Codes Key on page 188)

PRODUCT NO. [COLOR CODE]




SAF9-4CVUB

Nylon Color Guide



CVU Color Guide  
(CVU is a transparent material)




**SAF9-4** Female Straight Swivel • 1/4 inch Barb

CVUB • CVUL • CVUN • CVUO • CVUR • CVUV • CVUY • NNBLN • NNBN • NNGN  
NNNN • NNON • NNRN • NNWN • NNYN

**SAF9-6** Female Straight Swivel • 3/8 inch Barb

CVUB • CVUL • CVUN • CVUO • CVUR • CVUV • CVUY • NNBLN • NNBN • NNGN  
NNNN • NNON • NNRN • NNWN • NNYN



**SAM9-4** Male Straight Swivel • 1/4 inch Barb

BN • CVU • NN • WP

**SAM9-6** Male Straight Swivel • 3/8 inch Barb

CVU • NN



**SAB9-OHB** 0.196R Ball to Oxygen Hose Barb

CVU




**SOC-2** Std Oxygen to 1/8 inch Barb

CVU

# Plug Fittings

HOW TO BUILD YOUR SKU (Material Codes Key on page 188)




Nylon Color Guide



## SUP9 Male/Female Plug

NNBLN · NNBN · NNGN · NNON · NNPN · NNRN · NNWN · NNYN

# NPT Thread Conversion Couplers



## SN9-4 9/16 – 18 UNF x 1/4 – 18 • NPT Thread Conversion Coupler

CVU · NN · WN

### SALES / ORDER INQUIRIES:

- 970-667-2728 970-667-3204
- sales@eldonjames.com
- eldonjames.com/swivel-disconnect-fittings



# 90° Elbow Fittings

HOW TO BUILD YOUR SKU (Material Codes Key on page 188)


PRODUCT NO. [COLOR CODE]

→ LAM9-3BN

Nylon Color Guide



CVU Color Guide  
(CVU is a transparent material)



**LAM9-3** Male 90° Elbow • 3/16 inch Barb

BN • CVU • NN



**SL90F9-4** Female 90° Elbow Swivel Disconnect •  
9/16 – 18 inch UNF – 1/4 inch Barb

CVUB • CVUL • CVUN • CVUO • CVUR • CVUV • CVUY • NNBLN • NNBN • NNGN • NNNN  
• NNON • NNPN • NNRN • NNWN • NNYN

**SL90F9-6** Female 90° Elbow Swivel Disconnect •  
9/16 – 18 inch UNF – 3/8 inch Barb

CVUB • CVUL • CVUN • CVUO • CVUR • CVUV • CVUY • NNBLN • NNBN • NNGN • NNNN  
• NNON • NNPN • NNRN • NNWN • NNYN

## SALES / ORDER INQUIRIES:

📞 970-667-2728 🖨️ 970-667-3204


✉️ sales@eldonjames.com

🌐 eldonjames.com/swivel-disconnect-fittings



# Standard Color Code Clips

HOW TO BUILD YOUR SKU (Material Codes Key on page 188)



Used as a component in the oxygen thread Diameter Index Safety System with Swivel Disconnects. Clips to the male oxygen threaded connector. The ball-seated female connector had a corresponding nut color.

Used with standard bulkhead connectors for easy part recognition.

Color Code Clips fit SAM9, LAM9, SUP9, SN9 and all standard bulkhead adapters only.

Nylon Color Guide



CVU Color Guide  
(CVU is a transparent material)



## SCR Standard Color Code Clips for Swivel Disconnects, 1/4 inch Panel Mount, Bulkhead Fittings

BLN • BN • SCRCVU • SCRCVUB • SCRCVUL • SCRCVUO • SCRCVUR • SCRCVUV • SCRCVUY • SCRBLN • SCRBN • SCRGN  
SCRNN • SCROR • SCRPN • SCR RN • SCRWN • SCRYN

### SALES / ORDER INQUIRIES:

- 970-667-2728 970-667-3204
- [sales@eldonjames.com](mailto:sales@eldonjames.com)
- [eldonjames.com/swivel-disconnect-fittings](http://eldonjames.com/swivel-disconnect-fittings)






# Fitting Kits




# Fitting Kits

HOW TO BUILD YOUR SKU (Material Codes Key on page 188)



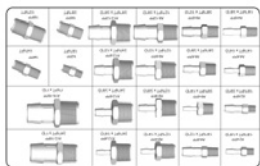
**EJK100** Small Barbed Fittings Kit • Coupler, Reducer, Tee, Elbow, Y and Cross Fittings • 1/16 inch – 3/16 inch Barb Sizes

NK7



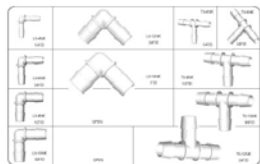
**EJK137** Barbed Couplers, Reducers and Plugs Kit • 1/16 inch – 5/16 inch Barb Sizes

BN • NK7 • PP



**EJK138** Thread to Barb Adapters and Hex Nipples • 1/8 inch NPT – 1 inch NPT and 1/4 inch – 1 inch Barb Sizes

BN • NK7 • PP



**EJK139** Barbed Elbows and Tees Kit • 1/4 inch – 3/4 inch Barb Sizes

BN • NK7 • PP

## SALES / ORDER INQUIRIES:

📞 970-667-2728 🖨️ 970-667-3204 ✉️ sales@eldonjames.com

Contact a sales rep for more information about our kits.




# Fitting Kits (CONTINUED)



**EJK140** Threaded Elbows and Tees Kit • 1/8 inch NPT – 1/2 inch NPT and 1/4 inch – 3/4 inch Barb Sizes

BN • NK7 • PP



**EJK141** Barbed Couplers and Reducers Kit • 1/4 inch – 1 inch Barb Sizes

BN • NK7 • PP



**EJK145-EJ** Automotive Heater Hose Connector Kit • Tees, Couplers, Reducers and Elbows • 1/4 inch – 3/4 inch Barb Sizes

GFBN




**EJK146-EJ** Automotive Fuel Line Connector Kit • Y, Tee, Reducer, Elbow and Couplers • 1/8 inch – 3/4 inch Barb Sizes

BN



**EJK147** Small Automotive Biofuel Compatible Hose Connector Kit • Y, Tee, Reducer, Elbow and Couplers • 1/8 inch – 1/4 inch Barb Sizes


PVDF



**EJK148** Large Automotive Biofuel Compatible Hose Connector Kit • Tee, Reducer, Elbow and Couplers • 1/4 inch – 3/4 inch Barb Sizes


PVDF

# Fitting Kits (CONTINUED)



**EJK200** Male Thread to Barb Adapter Kit • 1/8 inch NPT – 1/4 inch NPT and 1/8 inch – 3/4 inch Barb Sizes

BN • NK7 • PP



**EJK201** Barbed Elbows, Tees and Ys Kit • 1/16 inch – 3/8 inch Barb Sizes

BN • NK7 • PP




**EJK202** Threaded Elbows, Tees, Nipples and Plugs • 1/8 inch NPT – 1/4 inch NPT and 1/16 inch – 3/8 inch Barb Sizes

BN • NK7 • PP



**EJK203** British Standard Pipe Threaded Adapter Kit • Threaded Elbow, Adapter and Tee • 1/8 inch BSPT – 3/8 inch BSPT and 1/8 inch – 3/8 inch Barb Sizes


BN • NK7 • PP



**EJK300** Miniature Bulkhead & Panel Mount Kit • 1/16 inch – 1/4 inch x 1/16 inch


BN • PP

# Fitting Kits (CONTINUED)




**EJK301** Miniature Bulkhead & Panel Mount Kit • 1/8 inch – 1/4 inch x 1/8 inch

BN • PP



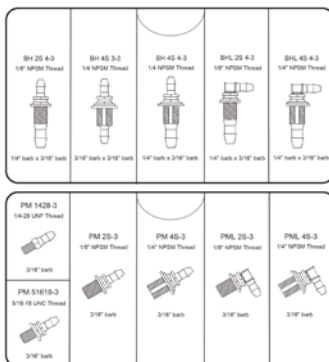
**EJK302** Miniature Bulkhead & Panel Mount Kit • 1/16 inch – 1/4 inch x 3/32 inch

BN • PP



**EJK303** Miniature Bulkhead & Panel Mount Kit • 1/8 inch – 1/4 inch x 5/32 inch

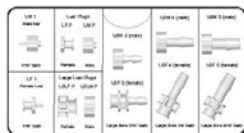
BN • PP



**EJK304** Miniature Bulkhead & Panel Mount Kit • 1/8 inch – 1/4 inch x 3/16 inch


BN • PP

# Fitting Kits (CONTINUED)



**EJK310** Small Luer Fittings Kit • Male Luer, Female Luer, Plug and Large Bore Fittings • 3/32 inch – 1/4 inch Barb Sizes

CVU • PP



**EJK312** Luer Fitting Kit • Male Luer, Female Luer, Plug and Large Bore Fittings • 1/16 inch – 1/4 inch Barb Sizes

CVU • PP



**EJK314** Swivel Disconnects Kit • Swivel Straight, Elbow, Plug and Thread Converter Fittings • 1/4 inch, 3/8 inch, and 9/16 inch Barb Sizes

CVU • NN



**EJK330HC** Nylon Hose Clamps Kit • 6/6 Clamps • .220 inch – 1.776 inch Size Range



**EJK331** Bioreactor Bag Port and Boat Sample Kit. 1/8 - 1 inch Hose Barb • Ribbed, Mini-Dome, Opposing Barb and Flat Port Plate/Disc

E8402

## SALES / ORDER INQUIRIES:

📞 970-667-2728 🖨️ 970-667-3204 ✉️ sales@eldonjames.com

Contact a sales rep for more information about our kits.

OETIKER STEPLESS EAR CLAMPS | WORM DRIVE CLAMPS | HANDY CLAMPS  
CLAMP PINCERS & TUBE CUTTERS | IDEAL 1/4" HEX HEAD SCREW CLAMPS

# Clamps & Accessories





# Clamps & Accessories

OETIKER STEPLESS EAR CLAMPS | WORM DRIVE CLAMPS | HANDY CLAMPS  
CLAMP PINCERS & TUBE CUTTERS | IDEAL 1/4" HEX HEAD SCREW CLAMPS

## PLASTIC AND STAINLESS STEEL HOSE CLAMPS

Eldon James offers a wide selection of quality tubing clamps, stainless steel Oetiker and Ideal clamps, nylon Handy Clamps, clamp pincers, and tube cutters. Make the perfect seal with an Eldon James tubing clamp, tube, and barb fitting combination.

Reliable, PVC-free tubing requires reliable, built-to-last accessories to match.

That's why we offer the premier tubing clamps and other accessories that work great with our PVC-free tubing and fittings.

Eldon James is committed to clean, green manufacturing of all our products. Since 1987, we have been in the business of producing safe, efficient alternatives to PVC tubing and fittings. Contact us today to learn more about our products.

## AMONG OUR ACCESSORIES ARE:

### Oetiker Stepless Ear Clamps

With multiple sizes available to suit your needs, these clamps feature no steps or gaps on the inner circumference and offer excellent corrosion resistance in both water and atmospheric environments.

### Handy Clamps

Handy clamps from Eldon James offer an economical and simple method for securing our PCV-free tubing to the proper fittings. Made from a tough nylon material that can withstand high temperatures and provides a reliable closure.

### Ideal 1/4" Hex-Head Screw Clamps

Available in four different size ranges, our screw clamps are made from stainless steel bands with zinc-plated, yellow chromate, carbon steel screw. These screw clamps are tiny yet tough.



**ELDON JAMES' FITTINGS ARE WIDELY USED IN BEVERAGE LINES  
OR OTHER GAS TRANSFER APPLICATIONS.**

# Oetiker Stepless Ear Clamps

TO BUILD YOUR HANDY CLAMP SKU, SIMPLY USE THE **PRODUCT NO.**

(Material Codes Key on page 188)



All Oetiker Stepless Ear Clamps Come In  
100 PACK · DEGREASED

**16700983** Oetiker Stepless Ear Clamp • 5.8 – 7.0 mm; 0.228 – 0.276 inch Range (007.0-505R)

SS

**16700984** Oetiker Stepless Ear Clamp • 8.0 mm; 0.268 – 0.315 inch Range (008.0-505R)

SS

**16700985** Oetiker Stepless Ear Clamp • 8.5 mm; 0.276 – 0.343 inch Range (008.7 – 505R)

SS

**16700988** Oetiker Stepless Ear Clamp • 10.5 mm; 0.346 – 0.413 inch Range (010.5 – 505R)

SS

**16700989** Oetiker Stepless Ear Clamp • 11.3 mm; 0.378 – 0.445 inch Range (011.3 – 505R)

SS

**16700992** Oetiker Stepless Ear Clamp • 12.3 mm; 0.386 – 0.484 inch Range (012.3 – 706R)

SS

**16700993** Oetiker Stepless Ear Clamp • 13.3 mm; 0.425 – 0.524 inch Range (013.3 – 706R)

SS

**16700997** Oetiker Stepless Ear Clamp • 11.5 – 14.0 mm; 0.453 – 0.551 inch Range(014.0 – 706R)

SS

# Oetiker Stepless Ear Clamps (CONTINUED)



**16700999** Oetiker Stepless Ear Clamp • 12.0 – 14.4 mm; 0.472 – 0.570 inch Range (014.5-706R)

SS

**16701005** Oetiker Stepless Ear Clamp • 13.2 – 15.7 mm; 0.520 – 0.618 inch Range (015.7 – 706R)

SS

**16701009** Oetiker Stepless Ear Clamp • 14.5 – 17.0 mm; 0.571 – 0.669 inch Range (017.0 – 706R)

SS

**16701015** Oetiker Stepless Ear Clamp • 15.3 – 18.5 mm; 0.602 – 0.728 inch Range (018.5 – 706R)

SS

**16701021** Oetiker Stepless Ear Clamp • 16.6 – 19.7 mm; 0.654 – 0.779 inch Range (019.8 – 706R)

SS

**16701029** Oetiker Stepless Ear Clamp • 17.8 – 21.0 mm; 0.701 – 0.827 inch Range (021.0 – 706R)

SS

**16701058** Oetiker Stepless Ear Clamp • 20.9 – 24.1 mm; 0.823 – 0.949 inch Range (014.5 – 706R)

SS

**16701072** Oetiker Stepless Ear Clamp • 22.4 – 25.6 mm; 0.882 – 1.008 inch Range (022.4 – 706R)

SS

**16701087** Oetiker Stepless PEX Ear Clamp • 23.9 – 27.1 mm; 0.941 – 1.067 inch Range (027.1 – 706R)

SS

**16701103** Oetiker Stepless Ear Clamp • 25.5 – 28.6 mm; 1.004 – 1.126 inch Range (028.6 – 706R)

SS



# Oetiker Stepless Ear Clamps (CONTINUED)

**16701136** Oetiker Stepless Ear Clamp • 26.9 – 30.1 mm; 1.060 – 1.185 inch Range (030.1 – 706R)

SS

**16701203** Oetiker Stepless Ear Clamp • 28.3 – 33.0 mm; 1.117 – 1.303 inch Range (033.1 – 706R)

SS

**16701225** Oetiker Stepless Ear Clamp • 31.9 – 34.59 mm; 1.236 – 1.362 inch Range (034.6 – 706R)

SS

**16701245** Oetiker Stepless Ear Clamp • 32.89 – 36.09 mm; 1.295 – 1.421 inch Range (036.1-706R)

SS

**16701986** Oetiker Stepless Ear Clamp • 91.8 – 95.0 mm; 3.614 – 3.740 inch Range (095.0 – 706R)

SS

**16702487** Oetiker Stepless Ear Clamp • 5.3 – 6.5 mm; 0.209 – 0.256 inch Range (06.5 – 505R)

SS

**16707016** Oetiker Stepless Ear Clamp • 36.4 – 39.6mm; 1.433 – 1.559 inch Range (039.6 – 706R)

SS

**16707163** Oetiker Stepless Ear Clamp • 34.9 – 38.1 mm; 1.374 – 1.50 inch Range (038.1 – 706R)

SS

**16707949** Oetiker Stepless Ear Clamp • 37.8 – 41.0 mm; 1.488 – 1.614 inch Range (041.0 – 706R)

SS

**16708989** Oetiker Stepless Ear Clamp • 32.9 – 36.1mm; 1.295 – 1.421 inch Range (036.1 – 906R)


SS

## SALES / ORDER INQUIRIES:

📞 970-667-2728 📠 970-667-3204

✉️ sales@eldonjames.com

🌐 eldonjames.com/hose-clamps-accessories



Shop All  
Clamps &  
Accessories

# Handy Clamps

TO BUILD YOUR HANDY CLAMP SKU, SIMPLY USE THE **PRODUCT NO.**

(Material Codes Key on page 188)



**HC-A** Handy Clamp • 6.5 mm Max and 5.6 mm Minimum Diameter

6/6 BN

---

**HC-AA** Handy Clamp • 7.9 mm Max and 6.5 mm Minimum Diameter

6/6 BN

---

**HC-B** Handy Clamp • 9.2 mm Max and 7.9 mm Minimum Diameter

6/6 BN

---

**HC-BB** Handy Clamp • 10.3 mm Max and 9.2 mm Minimum Diameter

6/6 BN

---

**HC-C** Handy Clamp • 11.8 mm Max and 10.2 mm Minimum Diameter

6/6 BN

---

**HC-D** Handy Clamp • 13.8 mm Max and 12.0 mm Minimum Diameter

6/6 BN

---

**HC-E** Handy Clamp • 15.1 mm Max and 13.1 mm Minimum Diameter

6/6 BN

# Handy Clamps (CONTINUED)

**HC-F** Handy Clamp • 17.1 mm Max and 15 mm Minimum Diameter

6/6 BN

---

**HC-G** Handy Clamp • 19.1 mm Max and 16.9 mm Minimum Diameter

6/6 BN

---

**HC-H** Handy Clamp • 20.6 mm Max and 18.1 mm Minimum Diameter

6/6 BN

---

**HC-J** Handy Clamp • 23 mm Max and 20.3 mm Minimum Diameter

6/6 BN

---

**HC-K** Handy Clamp • 26.1 mm Max and 23.1 mm Minimum Diameter

6/6 BN

---

**HC-L** Handy Clamp • 27.6 mm Max and 24.5 mm Minimum Diameter

6/6 BN

---

**HC-M** Handy Clamp • 29.5 mm Max and 26.5 mm Minimum Diameter

6/6 BN

---

**HC-N** Handy Clamp • 32.2 mm Max and 28.8 mm Minimum Diameter

6/6 BN

---

**HC-P** Handy Clamp • 34.8 mm Max and 32 mm Minimum Diameter

6/6 BN

---

**HC-Q** Handy Clamp • 37.9 mm Max and 34.3 mm Minimum Diameter

6/6 BN

---

**HC-R** Handy Clamp • 42.4 mm Max and 38.5 mm Minimum Diameter

6/6 BN

# Handy Clamps (CONTINUED)



**HC-S** Handy Clamp • 45.2 mm Max and 41.8 mm Minimum Diameter

6/6 BN

---

**HC-U** Handy Clamp • 51.1 mm Max and 47.4 mm Minimum Diameter

6/6 BN

---

**HC-W** Handy Clamp • 56.5 mm Max and 53.0 mm Minimum Diameter

6/6 BN

---

**HC-X** Handy Clamp • 60.5 mm Max and 55.0 mm Minimum Diameter

6/6 BN

## SALES / ORDER INQUIRIES:

📞 970-667-2728 📠 970-667-3204

✉ sales@eldonjames.com

🌐 eldonjames.com/hose-clamps-accessories



Shop All  
Clamps &  
Accessories

# Ideal 1/4" Hex Head Screw Clamps

TO BUILD YOUR HANDY CLAMP SKU, SIMPLY USE THE **PRODUCT NO.**

(Material Codes Key on page 188)



**62606** Ideal Hex Head Screw Clamp • 8 – 22 mm 0.3125 – .875 inch – #6

SS

**62M08** Ideal Hex Head Screw Clamp • 11 – 25 mm 0.4375 – 1.00 inch – #8

SS

**62M12** Ideal Hex Head Screw Clamp • 14 – 32 mm 0.5625 – 1.25 inch – #12

SS

**62M16** Ideal Hex Head Screw Clamp • 18 – 38 mm 0.6875 – 1.50 inch – #16

SS

## SALES / ORDER INQUIRIES:

📞 970-667-2728 📠 970-667-3204

✉️ sales@eldonjames.com

🌐 eldonjames.com/hose-clamps-accessories



Shop All  
Clamps &  
Accessories



**MATERIALS | CHEMICAL RESISTANCE | TERMS OF SALE**

# Technical Information



# Our Materials

- BN** **BLACK NYLON:** Made from 6/6 nylon, black nylon fittings exhibit strength, moderate stiffness, high service temperature, high impact resistance, and tensile strength. Resistant to fuels, lubricants and many chemicals, but vulnerable to attack by phenols, strong acids, and oxidizing agents. RoHS compliant. Used in fuel lines, vacuum systems, and general-purpose applications.
- CVU** **CRYSTALVU™ (POLYOLEFIN):** A clear transparent alternative to polycarbonate containing no Bisphenol-A (BPA). These BPA-free plastic fittings will not deform at temperatures to 180 °C (356 °F). Autoclavable with enhanced characteristics compared to polycarbonate that includes: Superior chemical resistance, no crazing with multiple autoclave cycles, plus gamma and EtO Sterilization compatibility. RoHS compliant, USP Class VI, EU 2002/72/EC.
- E8402** **E8402:** A POE copolymer that offers excellent performance as it is durable and flexible. Parts molded in this material provide high clarity. The materials low density can reduce the weight of end products. E8402 is the perfect material for bag ports as the port will flex with the bag film rather than being a rigid material working against the bag film. The barb will also flex giving our parts an advantage over other brittle materials that could crack with sideload.
- GFBN** **GLASS-FILLED BLACK NYLON:** A standard material used in automotive and marine under-the-hood, heater and coolant applications. RoHS compliant. GFBN's enhanced impact resistance results from the inclusion of uniformly dispersed glass fibers that add strength to the resin. Automotive industry approvals.
- PVDF** **GRAY KYNAR:** Gray PVDF fittings exhibit the same physical and chemical resistance properties as Natural Kynar®. PVDF fittings contain recycled runner material produced during virgin material, Natural Kynar® production runs. For applications that do not require lot traceability or a material that meets USP Class VI requirements, PVDF fittings represent an excellent value.
- HDPE** **HIGH DENSITY POLYETHYLENE:** Complies with FDA 21 CFR 177.1520 when used unmodified for the manufacture of food contact articles. HDPE has various applications for use in medical products and devices. It has excellent resistance to chemicals but exhibits lower thermal resistance than other materials. It is a softer material than nylon or polypropylene and much softer than Kynar®. RoHS compliant.
- MN** **MEDICAL NYLON:** Nylons exhibit good tensile strength, moderate stiffness, and high impact resistance. They're resistant to fuels, lubricants and many chemicals, but vulnerable to attack by phenols, strong acids, and oxidizing agents. (MN) White Medical Nylon is made from the same resin as Natural Nylon but has an FDA compliant white colorant added. RoHS compliant.
- NN** **NATURAL NYLON:** Nylons exhibit good tensile strength, moderate stiffness, and high impact resistance. They're resistant to fuels, lubricants and many chemicals, but vulnerable to attack by phenols, strong acids, and oxidizing agents.
- NK7** **NATURAL KYNAR® 740:** A white Natural Polyvinylidene Fluoride (PVDF) resin that is biopharma compatible and USP 661 and BPOG compliant. Offers excellent chemical resistance, inherent flame resistance, high gamma radiation resistance, good UV and weather resistance, good mechanical properties, low moisture absorption and good machinability. 1.78 g/cm<sup>3</sup> density.



# Our Materials (CONTINUED)

- PP** **ANIMAL DERIVATIVE FREE POLYPROPYLENE:** A polypropylene formulated for biomedical and bioprocess applications. Meets FDA requirements 21 CFR 177.1520(a)(3)(i) and (c)3.1a. Flint Hills 13R9A material grade. PP material has a Drug Master File listing and is RoHS compliant. It is radiation stable and is resistant to solvents, chemicals, water and other inorganic environments. It resists most strong mineral acids and bases; however, it is subject to attack by oxidizing agents.
- SS** **STAINLESS STEEL:** Fittings produced with 316L alloy perform well in high temperature, harsh physical environments. 316L molybdenum-bearing stainless steel has excellent impact and chemical resistance but is less resistant than other types of stainless steel to highly oxidizing acids, such as nitric acid. RoHS compliant. The material has wide application in pharmaceutical and dairy processing and is used extensively for fittings in the brewery, beverage and bioprocess industries.
- TPE** **THERMOPLASTIC ELASTOMER:** A semi-transparent, autoclavable material that is stable to 135 °C. TPE luers are made from the same class of material as our TPE tubing and exhibit ultra-low extractables and low oxygen permeability. USP Class VI, ISO 1993-5 (non cytotoxic), ISO 1993-4 (non hemolytic) and BPA free.
- WN** **WHITE NYLON:** Has the same chemical and physical properties as Natural Nylon. WN fittings contain recycled runner material produced during virgin material, Natural Nylon production runs. White Nylon fittings are manufactured to the same tolerances and quality standards as our Natural Nylon fittings. WN and does not offer a lot of tractability. RoHS compliant.
- WP** **WHITE POLYPROPYLENE:** Has the same physical and chemical resistance properties as Natural Polypropylene but is less expensive. WP fittings contain recycled runner material produced during virgin material, Natural Polypropylene production runs. White Polypropylene fittings are manufactured to the same tolerances and quality standards as our Natural Polypropylene fittings. WP is not a USP Class VI material and does not offer lot tractability. RoHS compliant.

# Chemical Resistance

- A** Excellent (no effect)
- B** Good (minor effect)
- C** Fair (moderate effect)
- D** Poor (severe effect)
- (1)** Satisfactory to 22°C 72°F
- (2)** Satisfactory to 48°C 120°F
- +** Tensile Strength @ Yield and Elongation @ Break Unchanged to 60°C (140°F)
- No Data Available

Chemical	Nylon	Polybycarbonate	Polypropylene	Kynar®	Acetal-Delrin	316I Stainless
Acetaldehyde	A	C1	A1	D	A	A
Acetamide	A	D	A1	C	A	A
Acetate Solvent	A	-	B1	A	-	A
Acetic Acid: 80%	D	B1	A	C	D	B
Acetic Acid: 20%	D	A1	A	A	C	A
Acetic Acid: Glacial	B	B1	A1	A1	D	A
Acetic Acid: Vapors	D	-	-	A	-	D
Acetone	A	D	A	D	A	A
Acetylene	A	D	A1	A	A	A
Acrylonitrile	A1	D	A1	A1	-	A1
Alcohol: Benzyl	B1	-	A	A	A	B
Alcohol: Ethyl	A1	B2	A	-	A1	A
Alcohol: Isopropyl	D	A2	A2	-	A2	B
Alcohol: Methyl	B1	B1	A2	A	A	A
Alcohol: Propyl	D	-	A	A2	A	A
Allyl Chloride	-	-	A	A	-	A
Aluminum Fluoride	A1	-	A	A	C	D
Aluminum Hydroxide	A1	B1	A	A	A	C1
Aluminum Nitrate	A1	A1	A2	A2	B1	A
Aluminum Sulfate	A2	A	A	A	B1	B2
Alums	A	-	A	-	-	A
Amines	D	D	B2	-	D	A
Ammonia 10%	A	D	A2	A	D	A
Ammonia Anhydrous	A1	D	A	A	D	A2
Ammonia Liquid	B1	D	A2	A	D	A2
Ammonium Acetate	A	-	A	-	-	A
Ammonium Bifluoride	-	-	A	A	D	B1
Ammonium Carbonate	A1	-	A	A	D	B
Ammonium Chloride	B	A2	A	A	B	B2
Ammonium Hydroxide	A	D	A	A	C	A1
Ammonium Nitrate	A1	-	A	A	A2	A
Ammonium Persulfate	D	-	A	A1	D	B
Ammonium Phosphate: Dibasic	C1	A2	A	A	B2	C
Ammonium Phosphate: Monobasic	B	-	A	-	B	C
Ammonium Phosphate: Tribasic	B	-	A	-	B	B
Ammonium Sulfate	A1	A2	A	A	B1	B
Ammonium Thiosulfate	-	-	-	-	B	A
Amyl Alcohol	A1	B1	B1	A	A	A
Aqua Regia 80% HCL-20% HNO3	D	D	B1	A2	D	D
Asphalt	A	D	B1	A	B2	A
Barium Hydroxide	A1	D	B	A	D	B
Barium Sulfate	A1	D	B1	A	B2	B1
Barium Sulfide	A1	-	B	A	A	B2
Beer	A1	A2	A1	A	A1	A
Benzaldehyde	A1	D	D	A2	A	B
Benzene	A1	D	D	A2	A1	B
Benzene Sulfonic Acid	D	D	D	-	-	B
Benzoic Acid	D	B1	B1	A	B	B
Benzyl Chloride	A2	-	C1	-	A	B1
Bleach	A	-	D	A	D	A
Borax (Sodium Borate)	A	-	B	A	B	A
Boric Acid	B	-	A	A	A	A1
Bromine	D	C1	D	A	D	D
Butadiene	C1	D	C	A	A	A1
Butane	A2	D	A1	A	A	A2
Butanol (Butyl Alcohol)	B1	B1	A1	A	A	A1
Butyl Amine	A2	D	B1	A1	C1	A

# Chemical Resistance (CONTINUED)

Chemical	Nylon	Polybycarbonate	Polypropylene	Kynar®	Acetal-Delrin	3161 Stainless
Butyl Ether	A2	-	D	A1	D	A1
Butylene	B1	D	-	A	A	A
Butyric Acid	C1	D	B1	A	A	B2
Calcium Carbonate	A	C2	A	A	A	B
Calcium Chloride 30% in water	A1	-	A2	A	D	B2
Calcium Hydroxide 10%	A	-	A	A	A	B
Calcium Hydroxide (saturated)	A	-	A	A	-	B
Calcium Hypochlorite 30%	-	-	A	A	-	B
Calcium Nitrate	A1	A2	A2	A2	D	B2
Calcium Oxide	B	-	A	A	A	A
Calcium Sulfate	D	A2	A	A	D	B
Carbolic Acid (Phenol)	D	D	B	A1	D	B
Carbon Dioxide (dry)	A1	-	A2	A	A	A1
Carbon Monoxide	A1	-	A	B	A	A
Carbonated Water	A	-	B	-	A	A
Carbonic Acid	A1	A1	A	A	B1	A
Chlorine Water	C1	-	D	B	D	C
Chlorine, Anhydrous Liquid	D	C	D	A1	A1	C
Chlorine (dry)	D	-	D	A	D	B
Chloroacetic Acid	D	D	C1	A1	D	A1
Chlorobenzene (mono)	D	D	C1	A1	D	B
Chlorobromomethane	C	-	A	-	-	-
Chlorosulfonic Acid	D	C1	D	D	D	B2
Citric Acid	A1	A1	A	A	B1	A2
Citric Oils	-	-	A	-	B	A
Clorox® (bleach)	A	-	D	A	-	-
Coffee	A	-	A	-	A	A
Copper Chloride	D	-	A	A	A	D
Copper Sulfate 5%	D	A1	A	A	D	B
Cresols	D	D	D	A2	D	A
Cyclohexane	A	B	D	A	A1	A
Cyclohexanone	A	D	D	D	A	A2
Detergents	A1	A1	A	A	A1	A1
Dextrin	-	-	A	A	-	B
Diacetone Alcohol	A1	D	A1	D	-	B
Dichloroethane	A1	D	D	A	A1	B
Diesel Fuel	A	A2	A1	A	A	A1
Diethyl Ether	A1	D	A1	A1	-	B2
Diethylamine	A	D	A1	D	B	A
Disodium Phosphate	-	-	A	A	-	A
Ethane	D	-	D	A	A1	A1
Ethanol	A1	B2	A	A	A1	A
Ethanolamine	A	-	D	C1	D	A
Ether	A	-	D	B1	-	A
Ethyl Acetate	A2	D	A1	D	A	B
Ethyl Benzoate	-	D	B1	D	-	-
Ethyl Chloride	A1	D	D	A	A1	A
Ethyl Ether	A1	-	D	A2	A1	B
Ethylene Glycol	A	B1	A	A	B	B
Ethylene Oxide	A1	C1	D	A	D	B
Fatty Acids	A1	B1	A	A	A	A
Ferric Chloride	A	A2	A	A	D	D
Ferric Nitrate	A1	A1	A	A	D	B
Ferric Sulfate	A1	A1	A	A	D	A
Ferrous Sulfate	D	A1	A	A	D	B
Formaldehyde 40%	A	A1	A	A	A2	A
Formaldehyde 100%	D	A2	C	A	A	A
Formic Acid	D	A1	A1	A	A2	A1
Fruit Juice	A	-	B	A	D	A
Fuel Oils	A1	B1	A	B	A	A
Furfural	B	D	D	B2	A	B
Gallic Acid	A	-	A	A1	-	B
Gasoline (high aromatic)	A	A	A	A	B	A

# Chemical Resistance (CONTINUED)

Chemical	Nylon	Polybycarbonate	Polypropylene	Kynar®	Acetal-Delrin	3161 Stainless
Gasoline (unleaded)	A2	A2	C1	A	A	A2
Glucose	A	A1	A	A	A	A
Glue P.V.A.	A1	-	-	-	A	A2
Glycerine	A1	A2	A	A	A	A
Glycolic Acid < 70%	-	-	A	B	A	A
Heptane	A	B	C2	A	A	A
Hexane	B	D	B1	A	A	A
Honey	A	A1	A	A	A	A
Hydraulic Oil (petroleum)	A1	-	D	A	B	A
Hydraulic Oil (synthetic)	A1	-	D	A	-	A
Hydrazine	-	D	C	A	B	A
Hydrochloric Acid 20%	D	B1	B2	A	C	D
Hydrochloric Acid 100%	D	D	B1	A	D	D
Hydrofluoric Acid < 50%	D	D	A2	A	D	D
Hydrofluoric Acid 75%	D	D	C1	A	D	D
Hydrofluoric Acid 100%	D	D	C1	A	D	B1
Hydrofluosilicic Acid 20%	D	-	A	A	B	B1
Hydrofluosilicic Acid 100%	D	-	A	A1	A	D
Hydrogen Gas	A2	A2	A	A	-	A
Hydrogen Peroxide 10%	C1	A2	A	A	D	B
Hydrogen Peroxide 30%	D	A2	B1	A	D	B
Hydrogen Peroxide 50%	D	A2	B1	A1	D	A2
Hydrogen Peroxide 100%	D	A	B1	A1	D	A2
Hydrogen Sulfide (aqua)	C1	A	A1	A	C	A
Hydroquinone	D	-	A	-	A	B
Hydroxyacetic Acid 70%	-	-	-	A	A	-
Iodine	A	-	C	A2	D	D
Iodine (in alcohol)	C	-	-	A	D	-
Isooctane	A1	B1	A2	A2	-	A1
Isopropyl Acetate	B1	D	B1	D	D	A
Jet Fuel (JP3, JP4, JP5)	C	A1	A1	B	A1	A
Kerosene	A	D	B	A	A2	A
Ketones	A2	D	C	C1	D	A
Lacquer Thinner	A1	B	D	-	D	A
Lacquer	A1	D	D	D	D	A
Lactic Acid	B	B	B	B1	B	B1
Latex	A1	-	A2	A	B	A2
Ligroin	D	-	A2	A	B	A
Lime	A1	-	-	A	B	A
Linoleic Acid	-	-	B1	A2	B	A
Lithium Hydroxide	-	D	-	-	-	B
Lubricants	A1	A1	A1	A	A	A2
Lye: KOH Potassium Hydroxide	C	D	A	A	A	A1
Lye: NaOH Sodium Hydroxide	A	D	A	D	C	B1
Lye: CaOH2 Calcium Hydroxide	A2	D	A2	A2	D	B
Magnesium Bisulfate	A1	A1	A2	-	-	A1
Magnesium Chloride	A1	A2	A2	A	B1	D
Magnesium Hydroxide	B1	A1	A	A	A	A1
Malic Acid	A	-	A1	A	A	A2
Methane	A	-	A	A	A	A
Methanol (Methyl Alcohol)	B1	B1	A2	A	A	A
Methyl Alcohol 10%	B1	B1	A2	A	A	A
Methyl Cellosolve	C	D	B	A	D	B
Methyl Chloride	B1	D	D	A	B	A
Methyl Ethyl Ketone (MEK)	A1	D	B2	D	C	A
Methyl Isobutyl Ketone	B2	D	A	D	-	B
Methyl Isopropyl Ketone	A	D	-	-	-	A
Methylamine	-	-	A2	C	D	A
Methylene Chloride	C1	D	B1	B1	B	B
Milk	A	A	B	A2	A	A
Mineral Spirits	A	C	B	-	A	A
Monochloroacetic Acid	D	D	-	B1	D	A1
Monoethanolamine	A	-	B	C	D	A

# Chemical Resistance (CONTINUED)

Chemical	Nylon	Polybycarbonate	Polypropylene	Kynar®	Acetal-Delrin	3161 Stainless
Morpholine	A2	D	B2	B1	–	A1
Motor Oil	A2	A	A1	B	B	A2
Naphtha	A	B	B	A	A1	A
Natural Gas	–	–	A	–	B	A
Nitric Acid (5-10%)	D	A	A	A1	D	A
Nitric Acid (20%)	D	B1	A2	A	D	A
Nitric Acid (50%)	D	B	B	A1	D	A1
Nitrobenzene	B1	D	B1	A1	C	B
Nitromethane	B1	D	B2	A2	A	A1
Nitrous Oxide	C	–	D	D	–	B
Oil: Citric	A	A	A	A	A	A
Oil: Corn	A	–	A2	A	A	A
Oil: Crude Oil	A	–	A	A	A	A
Oil: Diesel Fuel (20, 30, 40, 50)	A	–	A1	A	D	A
Oil: Fuel (1, 2, 3, 5A, 5B, 6)	A	B	B	B	D	A
Oil: Silicone	A1	–	A	A	A	A
Oil: Turbine	A	–	B1	A	A	A
Oleic Acid	A	–	B1	A	A	A
Oxalic Acid (cold)	B2	–	A2	B	B	A
Ozone	D	A1	B	A	C	A
Palmitic Acid	A	–	B1	A2	A	A1
Paraffin	A1	A1	A1	A	A	A
Pentane	A1	A	D	A	B	A
Perchloric Acid	D	–	C	A	C	C
Petroleum	A1	–	B1	A	B	A1
Phenol (10%)	D	B1	B1	A	B	B
Phenol (Carbolic Acid)	D	D	B	A1	D	B
Phosphoric Acid (<40%)	B1	A	A2	B	D	C
Phosphoric Acid (>40%)	B1	A	A2	B	D	D
Plating Solutions: Copper Sulfate Bath R.T.	D	–	A	A	A	D
Plating Solutions: Gold Plating (Acid 75 °F)	A	–	A	–	–	C
Plating Solutions: Silver Plating (80°F-120 °F)	A	–	A	–	–	A
Potassium Bicarbonate	A1	–	A	B	–	B
Potassium Bromide	A1	A1	A	A	A	B
Potassium Chloride	A1	A	A	A	A	A1
Potassium Dichromate	B1	A1	A	A	A	B1
Potassium Ferricyanide	B1	–	A2	A2	B1	B1
Potassium Hydroxide	C1	D	A	A	A	A1
Potassium Iodide	A1	–	A2	A2	–	A1
Potassium Nitrate	B1	A1	A	A	A	B
Potassium Permanganate	D	A2	A1	A	A	B
Propane (liquefied)	A1	C1	A	A	A	A
Propylene Glycol	A	B1	A2	–	B	B
Pyridine	C1	D	A2	D	B	A
Quinine	–	–	–	–	–	–
Resorcinal	D	B1	A2	–	–	–
Rosins	A1	–	A2	–	B	A1
Salicylic Acid	A1	A1	A1	A	D	B2
Sea Water	A2	A2	A	A	A	C
Shellac (Orange)	A1	–	A	–	A	A
Silicone	A1	A2	A	A	A	A
Silver Bromide	–	–	–	–	C	D
Silver Nitrate	A1	A2	A1	A	A	B
Soap Solutions	A1	A1	A	A1	A	A1
Sodium Acetate	B1	A1	A	A	B	B1
Sodium Benzoate	B1	A2	A2	A2	–	–
Sodium Bicarbonate	A	A2	A	A	A	A1
Sodium Bisulfate	A1	A1	A	A	B	C
Sodium Bisulfite	C1	A1	A	A	C	B1
Sodium Borate (Borax)	A1	A1	A2	A	–	B
Sodium Bromide	B1	–	–	A2	A	C
Sodium Carbonate	B1	A2	A	A	A1	A
Sodium Chlorate	D	A1	A	A	A	B1

# Chemical Resistance (CONTINUED)

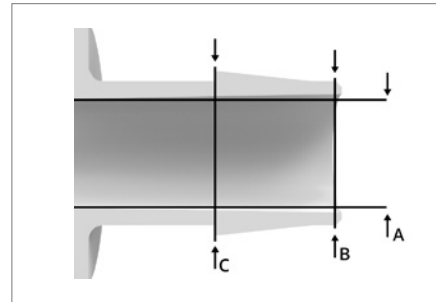
Chemical	Nylon	Polybycarbonate	Polypropylene	Kynar®	Acetal-Delrin	3161 Stainless
Sodium Chloride	A1	A2	A	A	A1	B
Sodium Hydrosulfite	A	-	-	-	-	-
Sodium Hydroxide: (20%)	A	A2	A	A	A	B2
Sodium Hydroxide: (50%)	A	D	A	D	A	B1
Sodium Hydroxide: (80%)	C	D	A	D	D	B1
Sodium Hypochlorite (100%)	D	-	B	A	D	D
Sodium Hypochlorite (< 20%)	D	C	A	A	D	C
Sodium Nitrate	A1	-	A	A	A	B1
Sodium Perborate	B1	-	A	-	B	B
Sodium Polyphosphate	A1	-	A	A	B	B
Sodium Silicate	A1	-	A	A	C	B
Sodium Sulfate	A	A2	A	A	B	B1
Sodium Sulfite	D	-	A2	A	-	A
Sodium Tetraborate	A	-	-	-	B	A
Sodium Thiosulfate	B	D	A2	A	C1	B
Stearic Acid	A2	A1	A2	A	A	A
Stoddard Solvent	A	A2	C	A	A	A
Styrene	A1	D	-	-	A	A
Sulfate (liquors)	B1	-	A	A	D	B
Sulfur Dioxide	C1	-	A1	A	B	A1
Sulfur Trioxide	D	-	C	-	-	C
Sulfur Hexafluoride	B	-	-	-	-	-
Sulfuric Acid (< 10%)	C1	A1	A2	A	D	B
Sulfuric Acid (10-75%)	D	B1	A1	A	D	D
Sulfuric Acid (cold concentrated)	D	-	A2	A	-	B
Sulfuric Acid (hot concentrated)	D	D	D	C	-	C
Sulfurous Acid	D	-	A	A	C	B
Tannic Acid	C1	C	A	B	B	A
Tetrachloroethane	C1	-	C	A	C	A
Tetrahydrofuran	A	D	C2	B1	A	A
Toluene (Toluol)	A1	D	C1	A1	C1	A
Trichloroacetic Acid	C	D	A	B	-	C
Trichloroethylene	C1	-	C1	B	D	B
Tricresylphosphate	A2	-	A1	D	C	B
Triethylamine	A1	-	D	A2	D	A
Trisodium Phosphate	A	-	A	A	A	B
Turpentine	B	D	D	A	A2	A
Urea	A	D	A	A	A	B
Vegetable Juice	A	-	-	-	A	A
Vinegar	A	A2	A	B	B	A
Water, Deionized	A1	-	A2	A2	-	A2
Water, Distilled	A1	A2	A	A	B	A
Water, Fresh	A1	A2	A	A	A2	A
Water, Salt	A2	A2	A	A	A	B
Weed Killers	A	-	-	-	A	A
Whiskey & Wines	A1	A1	A	A	A	A
Zinc Sulfate	A	A2	A	A	C	A

**Disclaimer and Safety Warning:** The data presented in this publication is for reference only. It was compiled from outside information provided by materials suppliers and feedstock resin manufacturers. Data is offered to our customers as a means of comparing the characteristics of a group of resins and materials in use by Eldon James at the time of publication. Specific conditions of use and a customer's application of our products are beyond our control; therefore, it is imperative that products be tested in each particular application to determine ultimate suitability. All information is provided without implied or expressed guarantee by Eldon James or its material suppliers. Eldon James assumes no liability with respect to the accuracy or completeness of the information contained herein and none of the information provided constitutes a recommendation or endorsement of any kind by the Eldon James Corporation.

An expanded listing of technical information can be found on our website at [eldonjames.com](http://eldonjames.com) in the technical section.

# Thread Specifications and Barb Dimensions

EJ Barb Size	Fits Hose ID	Dim. A	Dim. B	Dim. C
1	1/16"	.048"	.070"	.098"
1.5	3/32"	.068"	.100"	.135"
2	1/8"	.075"	.125"	.161"
2.5	5/32"	.097"	.160"	.207"
3	3/16"	.117"	.180"	.244"
4	1/4"	.140"	.250"	.300"
5	5/16"	.200"	.313"	.364"
6	3/8"	.250"	.375"	.428"
8	1/2"	.368"	.500"	.570"
10	5/8"	.470"	.625"	.712"
12	3/4"	.580"	.750"	.855"
16	1"	.800"	1.00"	1.100"

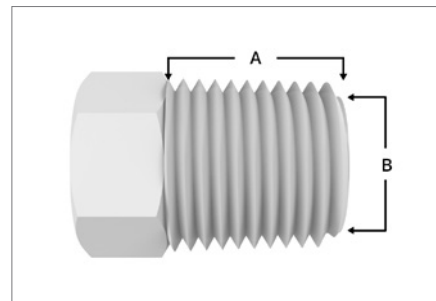


EJ Nominal Barb Dimensions  
Plastic Hose Barbs

## Thread Specifications

EJ Thread	Thread Length (A)	Thread Type	Threads Per Inch	Pitch Dia. Start/Ext. Thread (B)
Unified National Fine (UNF) Threads				
1032	1/4"	UNF	32	.1658
1032T	3/8"	UNF Taper	32	-
1/4-28	3/8"	UNF	28	.2208
National Standard Taper Pipe Thread (NPT)				
1	1/16"	NPT	27	0.27118
2	1/8"	NPT	27	0.36351
4	1/4"	NPT	18	0.47739
6	3/8"	NPT	18	0.61201
8	1/2"	NPT	14	0.75843
12	3/4"	NPT	14	0.96768
16	1"	NPT	11.5	1.21363
British Standard Pipe Thread (BSPT)				
2B	1/8"	BSPT	28	0.3601
4B	1/4"	BSPT	19	0.4506
6B	3/8"	BSPT	19	0.5886

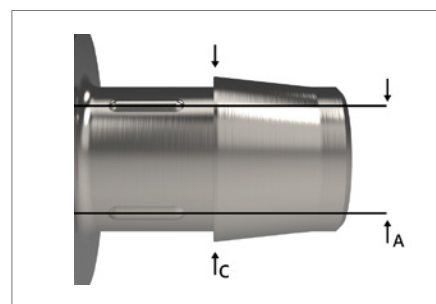
**Thread Torque:**  
The general rule for plastic threads is finger-tight plus 1/2 to 1 turn with a wrench.



*\* Over-tightened plastic threads can put stress on the fitting and may cause it to fail.*

## Stainless Steel Barb Dimensions

Use with Hose ID	EJ Barb #	Thru Hole ID A	Barb Dia. C	Barb Dia. Metric
3/32"	1.5	.066"	.152"	3.86 mm
1/8"	2	.082"	.180"	4.57 mm
5/32"	2.5	.100"	.215"	5.46 mm
3/16"	3	.127"	.260"	6.60 mm
1/4"	4	.167"	.314"	7.98 mm
5/16"	5	.217"	.372"	9.45 mm
3/8"	6	.312"	.498"	12.65 mm
1/2"	8	.400"	.619"	15.72 mm
5/8"	10	.495"	.743"	18.87 mm
3/4"	12	.667"	.956"	24.28 mm



Stainless Steel Barbs

# Tubing Selection Guide

To select the tubing that best fits your application, use the comparison table below. For custom applications including special constructions, lengths, assemblies and thermoformed tubing, contact us at 970-667-2728 or email us sales@eldonjames.com.

Tubing	Material	Shore A	Temp. Range °C (Temp. Range °F)	Cleanroom Production	Gamma Rating*	Eto	Autoclave	Welding	Heat Sealing	USP Class VI	ISO 10993-4 / ISO 10993-5	USP 661 E&L	BPOC Tested	REACH / RoHS / Prop 69	Barrier Properties*	Flexibility*	Price	Pump Durable	Chemical Resistance*
<b>FX</b>	POE	86	-40 °C to 76 °C (-40 °F to 170 °F)	-	10	✓	-	✓	✓	✓	✓	✓	✓	✓	10	7	\$	-	8
<b>CFX</b>	POE	86	-40 °C to 76 °C (-40 °F to 170 °F)	-	10	✓	-	✓	✓	✓	✓	✓	✓	✓	10	7	\$	-	8
<b>SFX</b>	POE	73	-40 °C to 52 °C (-40 °F to 125 °F)	-	10	✓	-	✓	✓	✓	✓	-	-	✓	9	8	\$	✓	7
<b>MFX</b>	TPE Alloy	54	-57 °C to 57 °C (-70 °F to 135 °F)	✓	10	✓	-	✓	✓	✓	✓	-	-	✓	9	10	\$\$	✓	6
<b>MFX73M</b>	TPE Alloy	73	-57 °C to 57 °C (-70 °F to 135 °F)	✓	10	✓	-	✓	✓	✓	✓	-	-	✓	9	9	\$\$	✓	6
<b>MFX82M</b>	TPE Alloy	82	-57 °C to 62 °C (-70 °F to 145 °F)	✓	10	✓	-	✓	✓	✓	✓	-	-	✓	9	8	\$\$	✓	6
<b>MFX92R</b>	TPE Alloy	92	-57 °C to 62 °C (-70 °F to 145 °F)	✓	10	✓	-	✓	✓	✓	✓	-	-	✓	9	7	\$\$	-	6
<b>66E</b>	TPE	66	-50 °C to 121 °C (-58 °F to 250 °F)	✓	5.5	✓	-	✓	✓	✓	✓	-	-	✓	9	8	\$\$	✓	6
<b>75E</b>	TPE	75	-50 °C to 121 °C (-58 °F to 250 °F)	✓	5.5	✓	✓ <sup>1</sup>	✓	✓	✓	✓	-	-	✓	9	7	\$\$	✓	7
<b>84E</b>	TPE	84	-50 °C to 121 °C (-58 °F to 250 °F)	✓	5.5	✓	✓ <sup>1</sup>	✓	✓	✓	✓	-	-	✓	9	7	\$\$	✓	7
<b>95E</b>	TPE	95	-50 °C to 135 °C (-58 °F to 275 °F)	✓	5	✓	✓	✓	✓	✓	✓	-	-	✓	9	5	\$\$	-	7
<b>121C</b>	TPE	54	-50 °C to 121 °C (-58 °F to 250 °F)	✓	9	✓	✓ <sup>1</sup>	✓	✓	✓	✓	✓	✓	✓	8	9	\$\$	✓	5
<b>135C</b>	TPE	68	-50 °C to 135 °C (-58 °F to 275 °F)	✓	9	✓	✓	✓	✓	✓	✓	✓	✓	✓	8	8	\$\$	✓	6
<b>Braided 135C</b>	TPE	68	-50 °C to 135 °C (-58 °F to 275 °F)	✓	9	✓	✓	✓	✓	✓	✓	✓	✓	✓	8	8	\$\$	✓	6
<b>KFLEX</b>	TPU/ TPE	85	-50 °C to 80 °C (-58 °F to 176 °F)	✓	-	✓	-	-	-	✓	✓	-	-	✓	10	8	\$\$\$	-	9
<b>EJ Prene</b>	TPV Alloy	70	-50 °C to 135 °C (-58 °F to 275 °F)	✓	9	✓	✓	✓	✓	✓	✓	✓	✓	✓	8	8	\$\$	✓	6
<b>TPU</b>	TPU	85	-50 °C to 80 °C (-58 °F to 175 °F)	-	9	✓	-	✓	✓	✓	✓	-	-	✓	9	8	\$\$	-	9

\* Based on a sliding scale of 1 to 10 with 10 being the best.

<sup>1</sup> Autoclave to 121°C

All tubing is Shore A tested using ASTM D2240 to determine a hardness range of +/- 4A from published standards.





# Index

## Index

Part	Page	Part	Page	Part	Page
16700983	179	A1032T-LF	93	A4-2.5	144
16700984	179	A1032UNF-LF	93	A4-3	144
16700985	179	A1032X-1-200	147	A4-4	144
16700988	179	A1032X-1.5-200	147	A4-4S80	150
16700989	179	A1032X-2.5-200	147	A4-5	144
16700992	179	A12-10	146	A4-6	144
16700993	179	A12-12	146	A4-6S80	150
16700997	179	A12-12S80	151	A4-8	144
16700999	180	A12-16	146	A4-8S80	150
16701005	180	A12-16S80	151	A4B-2	149
16701009	180	A12-4	146	A4B-2.5	149
16701015	180	A12-4S80	151	A4B-3	149
16701021	180	A12-6	146	A4B-4	149
16701029	180	A12-6S80	151	A4B-5	149
16701058	180	A12-8	146	A4B-6	149
16701072	180	A12-8S80	151	A4B-8	149
16701087	180	A12GH-10	157	A6-10	145
16701103	180	A12GH-12	157	A6-12	145
16701136	181	A12GH-16	157	A6-4	144
16701203	181	A12GH-4	157	A6-4S80	150
16701225	181	A12GH-6	157	A6-5	144
16701245	181	A12GH-8	157	A6-6	144
16701986	181	A1428-1-200	147	A6-6S80	150
16702487	181	A1428-1.5-200	147	A6-8	144
16707016	181	A1428-2-200	147	A6-8S80	150
16707163	181	A1428-2.5-200	147	A6B-4	149
16707949	181	A1428-3-200	147	A6B-5	149
16708989	181	A1428UNF-LF	93	A6B-6	149
40MP-RXC1	86	A16-16	146	A6B-8	149
42MP-RXC1/2	86	A16-16S80	151	A6M-1.5-200	145
62606	185	A2-2	143	A6M-2-200	145
62M08	185	A2-2.5	143	A6M-3-200	145
62M12	185	A2-3	143	A8-10	145
62M16	185	A2-4	143	A8-12	145
A1-3-200	143	A2-5	143	A8-12S80	151
A1-4-200	143	A2-6	143	A8-4	145
A1032-1-200	146	A2B-2	148	A8-4S80	150
A1032-1.5-200	146	A2B-2.5	148	A8-5	145
A1032-2-200	146	A2B-3	148	A8-6	145
A1032-2.5-200	146	A2B-4	148	A8-6S80	150
A1032T-1-200	147	A2B-4	148	A8-8	145
A1032T-1.5-200	147	A2B-5	148	A8-8S80	151
A1032T-2-200	147	A2B-6	148	BH1032-1-1-200	155

# Index

(CONTINUED)

Part	Page
BH1032-1.5-1.5-200	155
BH1428-2-2-200	155
BH4S-3-3	154
BH4S-4-4	154
BH4S-5-4	154
BH4S-5-5	154
BH4S-6-4	154
BH4S-6-5	154
BH4S-6-6	154
BHL1428-2-2-200	155
BHL51624-2.5-2.5-200	155
BP1.5	82
BP10	82
BP4-4-4-4	82
BP6-6-6-4	82
BPOS1.5	82
C0-1-200	105
C0-1.5-200	105
C0-10	106
C0-12	106
C0-16	106
C0-2	105
C0-2-200	105
C0-2.5	105
C0-3	105
C0-4	105
C0-5	105
C0-6	106
C0-8	106
C1.5-1-200	107
C10-4	109
C10-5	109
C10-6	110
C10-8	110
C12-10	110
C12-6	110
C12-8	110
C16-10	110
C16-12	110
C16-8	110
C2-1-200	107
C2-1.5	107
C2-1.5-200	107

Part	Page
C2.5-1.5	107
C2.5-1.5-200	107
C2.5-2	107
C3-1-200	107
C3-1.5-200	108
C3-2	108
C4-1-200	108
C4-1.5-200	108
C4-2	108
C4-2.5	108
C4-3	108
C5-2	108
C5-2.5	108
C5-3	109
C5-4	109
C6-2	109
C6-2.5	109
C6-4	109
C6-5	109
C8-4	109
C8-5	109
C8-6	109
CFX1-2	41
CFX170-4	41
CFX2-4	41
CFX3-4	41
CFX3-5	42
CFX4-6	42
CFX5-7	42
CFX6-10	42
CFX6-8	42
EJK100	172
EJK137	172
EJK138	172
EJK139	172
EJK140	173
EJK141	173
EJK145-EJ	173
EJK146-EJ	173
EJK147	173
EJK148	173
EJK200	174
EJK201	174

Part	Page
EJK202	174
EJK203	174
EJK300	174
EJK301	175
EJK302	175
EJK303	175
EJK304	175
EJK310	176
EJK312	176
EJK314	176
EJK330HC	176
EJK331	176
EJP.5-1.5	36
EJP1-2	36
EJP1.5-2.5	36
EJP10-14	37
EJP12-16	37
EJP16-20	37
EJP2-3	36
EJP2-4	36
EJP3-4	36
EJP3-5	36
EJP4-6	37
EJP4-8	37
EJP5-7	37
EJP6-10	37
EJP6-8	37
EJP8-12	37
FCR	155
FLX66E.5-1.5	26
FLX66E1-2	26
FLX66E1.5-2.5	26
FLX66E10-14	27
FLX66E12-16	27
FLX66E16-20	27
FLX66E2-3	26
FLX66E2-4	26
FLX66E3-4	26
FLX66E3-5	26
FLX66E4-6	27
FLX66E5-7	27
FLX66E6-8	27
FLX66E8-12	27

# Index

(CONTINUED)

Part	Page	Part	Page	Part	Page
FLX75E.5-1.5	28	FLXC.5-1.5	9	FX6-8	39
FLX75E1-2	28	FLXC1-2	9	FX8-12	39
FLX75E1.5-2.5	28	FLXC1-3	9	G102-150-18	156
FLX75E10-14	29	FLXC1.5-2.5	9	G102-150-78	156
FLX75E12-16	29	FLXC10-14	11	HC-A	182
FLX75E16-20	29	FLXC12-16	11	HC-AA	182
FLX75E170-4	28	FLXC16-20	11	HC-B	182
FLX75E2-3	28	FLXC2-3	9	HC-BB	182
FLX75E2-4	28	FLXC2-4	9	HC-C	182
FLX75E3-4	28	FLXC3-4	9	HC-D	182
FLX75E3-5	29	FLXC3-5	10	HC-E	182
FLX75E4-6	29	FLXC3-6	10	HC-F	183
FLX75E5-7	29	FLXC4-6	10	HC-G	183
FLX75E6-8	29	FLXC4-7	10	HC-H	183
FLX75E8-12	29	FLXC4-8	10	HC-J	183
FLX84E.5-1.5	30	FLXC5-7	10	HC-K	183
FLX84E1-2	30	FLXC5-8	10	HC-L	183
FLX84E1.5-2.5	30	FLXC6-10	10	HC-M	183
FLX84E10-14	31	FLXC6-8	10	HC-N	183
FLX84E12-16	31	FLXC6-9	10	HC-P	183
FLX84E16-20	31	FLXC8-12	11	HC-Q	183
FLX84E2-3	30	FLXCBR10-16	13	HC-R	183
FLX84E2-4	30	FLXCBR12-18	13	HC-S	184
FLX84E3-4	30	FLXCBR16-22	13	HC-U	184
FLX84E3-5	30	FLXCBR2-6	12	HC-W	184
FLX84E4-6	31	FLXCBR4-8	12	HC-X	184
FLX84E5-7	31	FLXCBR6-10	12	HEX1032	156
FLX84E6-8	31	FLXCBR8-12	12	HEX1428	156
FLX84E8-12	31	FX.5-1	38	HEX1827	156
FLX95E.5-1.5	32	FX1-2	38	HEX51624	156
FLX95E1-2	32	FX1.5-2.5	38	KFlex.5-1.5	34
FLX95E1.5-2.5	32	FX10-14	40	KFlex1-2	34
FLX95E10-14	33	FX12-16	40	KFlex1.5-2.5	34
FLX95E12-16	33	FX16-20	40	KFlex10-14	35
FLX95E16-20	33	FX170-4	38	KFlex12-16	35
FLX95E2-3	32	FX2-3	39	KFlex170-4	34
FLX95E2-4	32	FX2-4	39	KFlex2-3	34
FLX95E3-4	32	FX3-4	39	KFlex2-4	34
FLX95E3-5	32	FX3-5	39	KFlex3-4	34
FLX95E4-6	33	FX4-6	39	KFlex3-5	35
FLX95E5-7	33	FX4-8	39	KFlex4-6	35
FLX95E6-8	33	FX5-7	39	KFlex5-7	35
FLX95E8-12	33	FX6-10	39	KFlex6-8	35

# Index

(CONTINUED)

Part	Page
KFlex8-12	35
L0-1-200	131
L0-1.5-200	131
L0-10	132
L0-12	132
L0-16	132
L0-2	131
L0-2-200	131
L0-2.5	131
L0-3	131
L0-4	131
L0-5	131
L0-6	132
L0-8	132
L1032-1-200	138
L1032-1.5-200	138
L1032-2-200	138
L1032T-1-200	138
L1032T-2-200	138
L12-10	137
L12-12	138
L12-16	138
L12-4	137
L12-6	137
L12-8	137
L1428-2-200	138
L1428-3-200	138
L16-12	138
L16-16	138
L2-1-200	135
L2-1.5-200	135
L2-2	135
L2-2.5	135
L2-3	135
L2-4	135
L2-5	135
L2-6	135
L2B-2	139
L2B-2.5	139
L2B-3	139
L2B-4	139
L2B-5	139
L2B-6	139

Part	Page
L4-2	136
L4-2.5	136
L4-3	136
L4-4	136
L4-5	136
L4-6	136
L4-8	136
L4B-2	139
L4B-2.5	139
L4B-3	140
L4B-4	140
L4B-5	140
L4B-6	140
L4B-8	140
L6-4	136
L6-5	136
L6-6	137
L6-8	137
L6B-4	140
L6B-5	140
L6B-6	140
L6B-8	140
L8-10	137
L8-12	137
L8-4	137
L8-6	137
L8-8	137
LAM9-3	169
LBF-3	89
LBF-4	89
LBF-5	89
LBLF-P	99
LBLF-P-PT	102
LBLF-P-PT	75
LBLM-P	99
LBLM-P-PT	102
LBLM-P-PT	75
LBM-3	90
LBM-4	90
LBM-5	90
LF-1	89
LF-1.5	89
LF-2	89

Part	Page
LF-2.5	89
LF-3	89
LF-4	89
LF-C	93
LF-LM	93
LF-P	99
LF-P-PT	102
LF-P-PT	75
LF-RL	96
LFL	93
LFPM-1	92
LFPM-1.5	92
LFPM-2	92
LFPM-RL	92
LFT	93
LFT-RL	96
LFW-120	91
LFW-154	91
LM-1	90
LM-1.5	90
LM-2	90
LM-2.5	90
LM-3	90
LM-4	90
LM-P	99
LM-P-PT	102
LM-P-PT	75
LM-STOP	99
LMRL-1	96
LMRL-1.5	96
LMRL-2	96
LMRL-2.5	96
LMRL-3	96
LMRL-4	96
LMRL-P	100
LMRLN-1	94
LMRLN-1.5	94
LMRLN-2	94
LMRLN-2.5	94
LMRLN-3	94
LMRLN-4	94
LMRLN-P	101
LMS-1	98

# Index

(CONTINUED)

Part	Page	Part	Page	Part	Page
LMS-1.5	98	MFX73M1.5-2.5	20	N2	159
LMS-2	98	MFX73M10-14	21	N4	159
LMS-2.5	98	MFX73M12-16	21	N4S80	160
LMS-3	98	MFX73M16-20	21	N6	159
LMS-4	98	MFX73M2-4	20	N6S80	160
LMS-P	100	MFX73M3-4	20	N8	159
LMS-P-PT	102	MFX73M3-5	20	N8S80	160
LMSL-1	97	MFX73M4-6	20	P0-1-200	163
LMSL-1.5	97	MFX73M5-7	21	P0-1.5-200	163
LMSL-2	97	MFX73M6-8	21	P0-10	163
LMSL-2.5	97	MFX73M8-12	21	P0-12	164
LMSL-3	97	MFX8-12	19	P0-16	164
LMSL-4	97	MFX82M.5-2	22	P0-2-200	163
LMSL-P	100	MFX82M1-2	22	P0-2.5-200	163
LMSLN-1	95	MFX82M1.5-2.5	22	P0-3-200	163
LMSLN-1.5	95	MFX82M10-14	23	P0-4	163
LMSLN-2	95	MFX82M12-16	23	P0-6	163
LMSLN-2.5	95	MFX82M16-20	23	P0-8	163
LMSLN-3	95	MFX82M2-4	22	P0018	76
LMSLN-4	95	MFX82M3-4	22	P1032-200	162
LMSLN-P	101	MFX82M3-5	22	P12	161
LMT-2XRL	97	MFX82M4-6	22	P12S80	162
LMW-120	91	MFX82M5-7	23	P1428-200	162
LMW-154	91	MFX82M6-8	23	P16	161
LRT4-1.5-200	121	MFX82M8-12	23	P2	161
LRT4-3-200	121	MFX92R.5-2	24	P2B	161
LRT6-12	121	MFX92R1-2	24	P4	161
LSL	98	MFX92R1.5-2.5	24	P4B	161
LSLR	97	MFX92R10-14	25	P4S80	162
MFX.5-2	18	MFX92R12-16	25	P6	161
MFX1-2	18	MFX92R16-20	25	P6B	161
MFX1.5-2.5	18	MFX92R2-4	24	P8	161
MFX10-14	19	MFX92R3-4	24	P8S80	162
MFX12-16	19	MFX92R3-5	24	PD10	78
MFX16-20	19	MFX92R4-6	24	PD12	78
MFX2-4	18	MFX92R5-7	25	PD16	78
MFX3-4	18	MFX92R6-8	25	PD2	77
MFX3-5	18	MFX92R8-12	25	PD2.5	77
MFX4-6	19	N12	159	PD3	77
MFX5-7	19	N12S80	160	PD38-400	78
MFX6-8	19	N1428	92	PD4	77
MFX73M.5-2	20	N16	159	PD5	77
MFX73M1-2	20	N16S80	160	PD6	77

# Index

(CONTINUED)

Part	Page
PD8	77
PDO2	79
PDO3	79
PDO4	79
PDO6	79
PDO8	79
PM1428-1-200	153
PM1428-1.5-200	153
PM1428-2-200	153
PM1428-2.5-200	153
PM1428-3-200	153
PM2S-4-200	152
PM4S-2.5	152
PM4S-3	152
PM4S-4	152
PM4S-5	152
PM4S-6	152
PM4S-8	152
PMP4S	164
PND-LBLF	75
PND-LF	75
PND10	76
PND12	76
PND16	76
PND2	76
PND2.5	76
PND3	76
PND4	76
PND5	76
PND6	76
PND8	76
PP10	81
PP12	81
PP16	81
PP2	80
PP2.5	80
PP3	80
PP4	80
PP5	80
PP6	80
PP8	80
RL1.5-1-200	133
RL16-12	134

Part	Page
RL2-1-200	133
RL2-1.5-200	133
RL3-2-200	133
RL4-2-200	133
RL5-4	133
RL6-4	133
RL6-5	133
RL8-4	134
RL8-6	134
RN16-12	158
RN4-2	158
RN6-2	158
RN6-4	158
RN8-2	158
RN8-4	158
RN8-6	158
RT1-1.5-200	121
RT1-2-200	121
RT10-5	123
RT10-6	123
RT12-10	123
RT12-16	123
RT12-6	123
RT12-8	123
RT16-10	123
RT16-12	123
RT16-8	123
RT2-1-200	121
RT2-1.5-200	121
RT2-2.5-200	121
RT2-3-200	121
RT2-4-200	121
RT2-5	122
RT2.5-6	122
RT20-12	123
RT24-14	123
RT28-14	123
RT28-16	123
RT4-1.5-200	122
RT4-10	122
RT4-2-200	122
RT4-3-200	122
RT4-6	122

Part	Page
RT6-10	122
RT6-2.5	122
RT6-4	122
RT6-5	122
RT8-4	122
RT8-5	122
RT8-6	122
RY10-12	116
RY12-16	116
RY2-4	116
RY3-5	116
RY4-6	116
RY6-8	116
RY8-10	116
SAB9-OHB	167
SAF9-4	167
SAF9-6	167
SAM9-4	167
SAM9-6	167
SCR	170
SF12-Cap	86
SF12-SB12	85
SF12-SB4	85
SF12-SB6	85
SF12-SB8	85
SF16-Cap	86
SF16-SB12	85
SF16-SB16	85
SF16-SB4	85
SF16-SB6	85
SF16-SB8	85
SF16-SF12	86
SFC-12	86
SFC-16	86
SFLXC.5-1.5	14
SFLXC1-2	14
SFLXC1.5-2.5	14
SFLXC10-14	15
SFLXC12-16	15
SFLXC16-20	15
SFLXC2-3	14
SFLXC2-4	14
SFLXC3-4	14

# Index

(CONTINUED)

Part	Page
SFLXC3-5	14
SFLXC4-6	15
SFLXC4-8	15
SFLXC5-7	15
SFLXC6-10	15
SFLXC6-8	15
SFLXC8-12	15
SFX.5-1.5	16
SFX1-2	16
SFX1.5-2.5	16
SFX10-14	17
SFX12-16	17
SFX170-3	16
SFX170-4	16
SFX2-3	16
SFX2-4	16
SFX3-4	17
SFX3-5	17
SFX4-6	17
SFX5-7	17
SFX6-8	17
SFX8-12	17
SL90F9-4	169
SL90F9-6	169
SN9-4	168
SOC-2	167
SUP9	168
T0-1-200	119
T0-1.5-200	119
T0-10	120
T0-12	120
T0-16	120
T0-2	119
T0-2-200	119
T0-2.5	119
T0-3	119
T0-4	119
T0-5	119
T0-6	120
T0-8	120
T12-10	126
T12-12	126
T12-16	126

Part	Page
T12-4	126
T12-6	126
T12-8	126
T16-12	126
T16-16	126
T2-2	124
T2-2.5	124
T2-3	124
T2-4	124
T2-5	124
T2-6	124
T2B-2.5	127
T2B-4	127
T2B-6	127
T4-2	124
T4-2.5	124
T4-3	125
T4-4	125
T4-5	125
T4-6	125
T4-8	125
T4B-2.5	127
T4B-3	127
T4B-4	127
T4B-5	127
T4B-6	127
T4B-8	128
T6-4	125
T6-5	125
T6-6	125
T6-8	125
T6B-4	128
T6B-5	128
T6B-6	128
T6B-8	128
T8-10	126
T8-12	126
T8-4	125
T8-6	125
T8-8	126
TPU1-2	43
TPU10-14	44
TPU12-16	44

Part	Page
TPU16-20	44
TPU2-3	43
TPU2-4	43
TPU3-5	43
TPU4-6	43
TPU5-7	43
TPU6-8	43
TPU8-12	43
X0-1-200	113
X0-2-200	113
X0-3-200	113
X0-4	113
X0-6-200	113
X0-8-200	113
Y0-1	114
Y0-1.5	114
Y0-10	115
Y0-12	115
Y0-16	115
Y0-2	114
Y0-2.5	114
Y0-3	114
Y0-4	114
Y0-5	114
Y0-6	114
Y0-8	115



# Terms and Conditions of Sale

## Specific Terms and Conditions

Visa, MasterCard and American Express credit cards are accepted. Credit accounts may be established on a Net 30 basis only, following submission and approval of Eldon James Terms and Conditions Agreement. The form is available online at [www.eldonjames.com](http://www.eldonjames.com), or may be requested through Customer Service at (970) 667-2728 or [sales@eldonjames.com](mailto:sales@eldonjames.com).

**Minimum Orders:** Order total must be at least \$100.00 USD.

**Same Day Shipment:** Standard lead time for stock orders is 2 business days to ship. Orders may ship same day with a \$100 expediting charge if the order is received by 12:00 PM MST and order is less than 1,000 pieces.

**Accounts:** Orders are accepted on account for customers with an on-time payment history and no invoices more than 30 days outstanding. Delinquent accounts can result in denial of credit and accounts over 90 days past due are subject to action by a third party.

**Freight Policy:** All shipments are F.O.B. Shipping Point (Origin), from Denver, Colorado. Shipping charges are pre-paid and added to the invoice unless other arrangements are made by the customer prior to shipment. Standard shipping is by FedEx ground unless a UPS or other shipper account number is provided at the time the order is placed.

**Quality Certificates:** Many Eldon James materials meet USP Class VI and FDA requirements. Certificates of Traceability and/or Certificates of Conformance are available. Requests for certificates must appear on the purchase order (a line item entry is preferable).

**Returned Goods:** Products are not returnable after 30 days. In order for Eldon James to maintain lot traceability integrity, the following categories of products are non-returnable: All Flexelene™ Tubing, all fittings with the letters NN, NK, NK7, PP, HDPE, PC, PS, E8402, CVU & MN in the suffix, and all 'antimicrobial protected' products. It is impossible for us to guarantee lot and job traceability once these products have left our facility. 'Special orders' and custom manufactured products are non-returnable unless defective. Please call prior to placing an order if you have questions about returning specific products. We will gladly provide samples for determining fit and form functionality.

**Returns Procedure:** Contact customer service for a Return Authorization Request Form. RGA numbers must be clearly visible on the outside of the return carton. Returned product is subject to a 15% minimum restocking fee unless it is defective.

## Export Orders

**International:** It is generally easier and more economical to work with a distributor when making purchases outside of the USA. Distributors provide value-added customs and freight experience and will often stock parts based on a customer's needs.

**Special Payment Terms Conditions:** International shipments must be paid for in advance by wire transfer or credit card (authorization required prior to shipment). Please provide us with a Fed Ex or UPS account number. Shipments are easier to track if the freight account originates in the country where the shipment will be received.

**Customs:** Custom's fees vary considerably between countries and shipments may be delayed by several days for processing. Eldon James provides commercial invoices, USMCA and other documents required for international shipments; however, customers are responsible for any charges assigned by customs that are added to their shipment. These charges are frequently added at the destination. Before placing an order, please check with your country's customs office for information regarding additional charges.

**Freight Forwarding:** Use of a freight forwarding service is recommended for all large shipments. Forwarding services can economize on shipping costs by grouping deliveries to common destinations. Freight forwarding companies also have experience with customs clearing and international shipping requirements.

**Payment on Export Orders:** Invoices may be paid by: 1) Visa, MasterCard or American Express credit cards - authorization required 2) Payment by check drawn from an account at a US bank (denominated in US dollars) 3) Wire transfers in US Dollars are also welcome - bankcharges are the customer's responsibility. Please contact Eldon James Customer Service 001 (970) 667-2728, 8:00 a.m. to 5:00 p.m. MST for bankaccount and wire transfer information.

**Limitations of Warranty:** Eldon James Corp. warrants its products to be free from defects in materials and workmanship. The exclusive remedy for defective materials or workmanship is limited to replacement of defective products returned to the Eldon James Corp. within sixty days after the invoice shipping date. NO WARRANTY OF MERCHANTABILITY OR FITNESS IS EXPRESSED OR IMPLIED. There are no warranties which extend beyond the description on the face hereof. Eldon James Corp. is not liable for consequential or other damages, or for any expense incurred through the use of its products. Customers are encouraged to request free samples for testing and evaluation to determine suitability of the product for their particular application.





# ELDON JAMES

10325 East 47th Avenue  
Denver, CO 80238

3486 Precision Drive  
Fort Collins, CO 80528

 970-667-2728

 970-667-3204

 [sales@eldonjames.com](mailto:sales@eldonjames.com)

 [eldonjames.com](http://eldonjames.com)

