

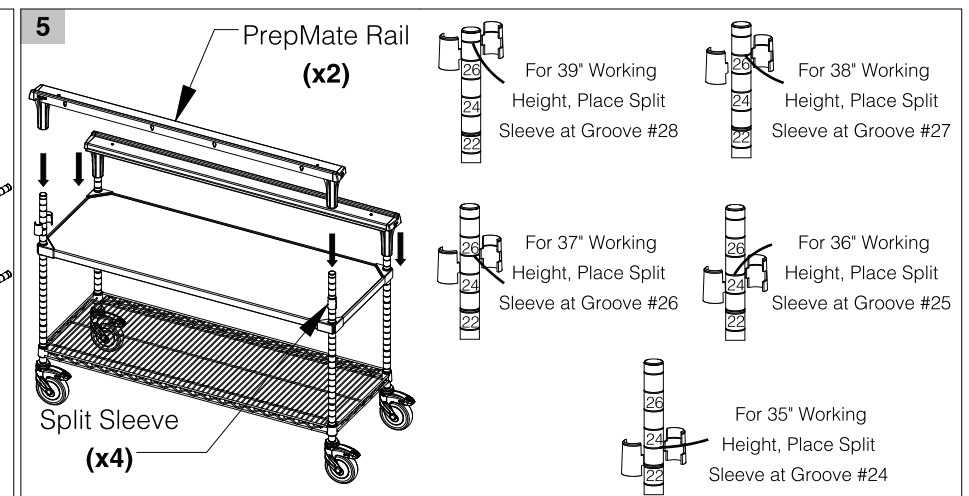
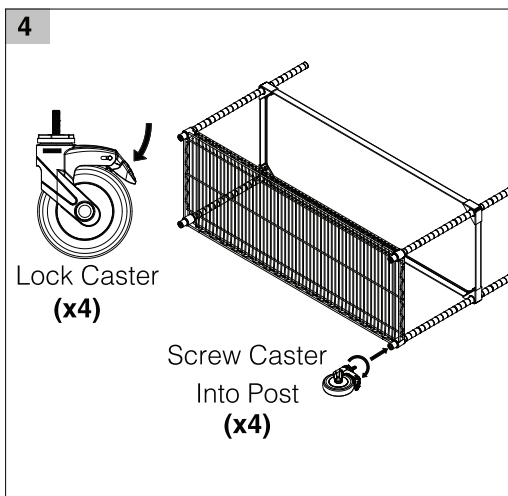
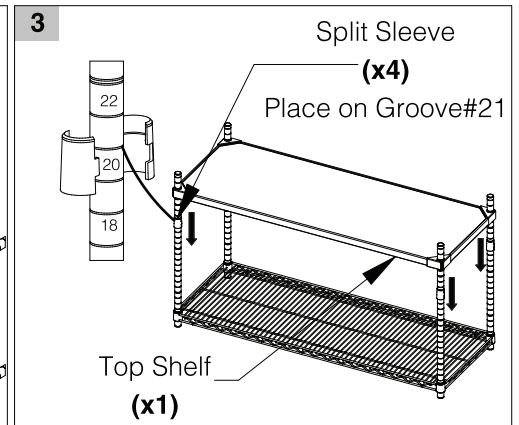
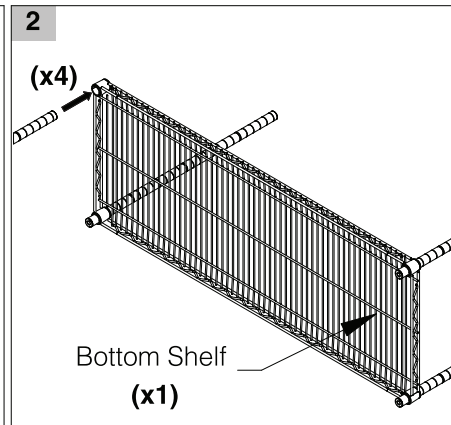
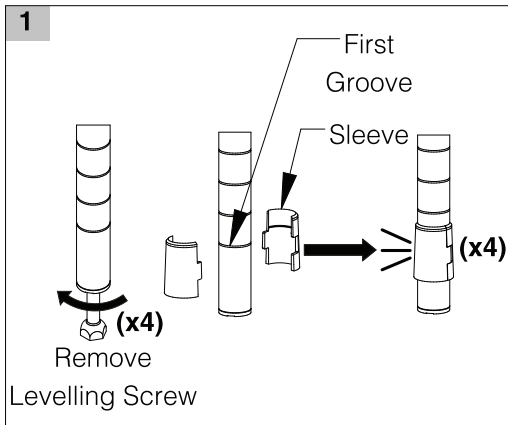


INSTALLATION INSTRUCTIONS

PrepMate® MultiStation

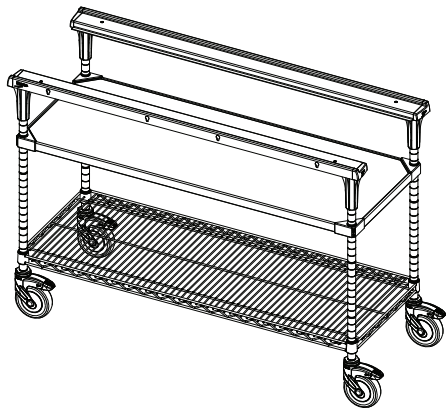
COMPONENTS

<p>Models:</p> <p>MS1824-FGBR MS1824-FSNK MS1830-FGBR MS1830-FSNK MS1836-FGBR MS1836-FSNK MS1848-FGBR MS1848-FSNK</p> <p>Solid Shelf (x1)</p> <p>Wire Shelf (x1)</p>	<p>Models:</p> <p>MS1824-BRBR MS1824-NKNK MS1830-BRBR MS1830-NKNK MS1836-BRBR MS1836-NKNK MS1848-BRBR MS1848-NKNK</p> <p>Wire Shelf (x2)</p>	<p>Models:</p> <p>MS1824-FGFG MS1824-FSFS MS1830-FGFG MS1830-FSFS MS1836-FGFG MS1836-FSFS MS1848-FGFG MS1848-FSFS</p> <p>Solid Shelf (x2)</p>	<p>Models:</p> <p>MS1824-FSPR MS1836-FSPR MS1830-FSPR MS1848-FSPR</p> <p>Solid Shelf (x1)</p> <p>Super Erecta Pro Shelf (x1)</p> <p>Models:</p> <p>MS1824-PRPR MS1836-PRPR MS1830-PRPR MS1848-PRPR</p> <p>Super Erecta Pro Shelf (x2)</p>	<p>All Models:</p> <p>PrepMate Rail (x2)</p> <p>5" Total Lock Caster (x4)</p> <p>Split Sleeve (x3) Bags (x12) Sets Total (x4)</p> <p>Post (x4)</p>
---	---	--	---	---



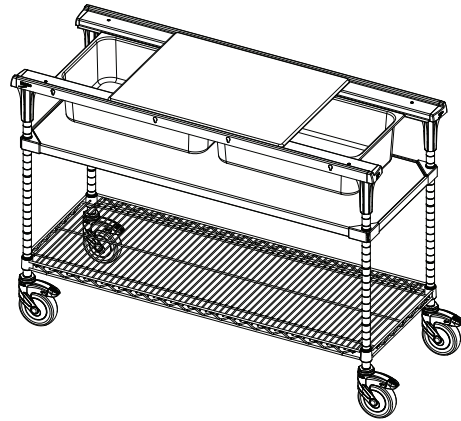
PrepMate MultiStation Assembly Instructions

6



PrepMate Fully Assembled

7



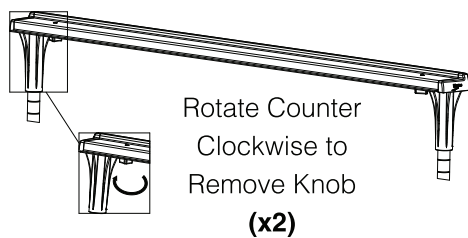
PrepMate Shown with Cutting Board and Food Pans (not included)

CLEANING INSTRUCTIONS

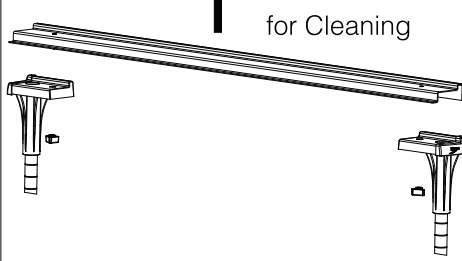
PrepMate Rail Cleaning:

- A) Rails should be cleaned and sanitized after each use.
- B) Rails can be taken apart for periodic deep cleaning in a dishwasher or sink.

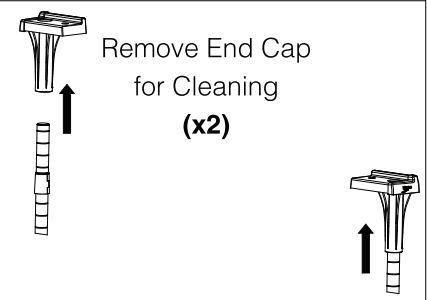
1



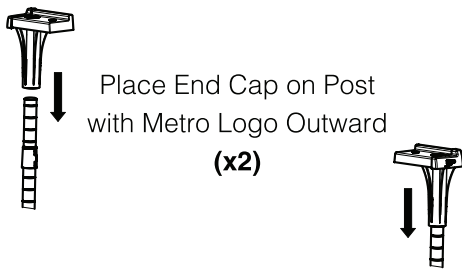
2



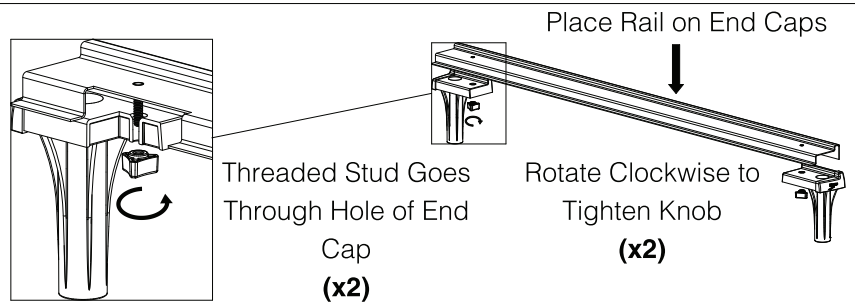
3



4



5



Base Cleaning:

- A) Clean and Sanitize using a 4-Step Process:
 - 1) Clean
 - 2) Rinse
 - 3) Sanitize
 - 4) Air Dry
- B) Super Erecta Pro Polymer Mats can be removed for cleaning in dishwasher or sink.
- C) Always ensure cleaning and sanitizing products are recommended for use on plastics, epoxy coated, stainless, plated, and galvanized steel. Avoid using abrasive cleaners, harsh chemicals, stiff brushes, and scouring pads as these will void the warranty.
- D) The entire unit may be rinsed with a hose or low pressure power washer. Intermittent exposure is limited to 200°F (93°C). Please note: This product is NOT to be used with an automated high temperature cart washing system of autoclave.

* Save this document for future reference.

US/Can: 1.800.992.1776

Corporate Headquarters (US): 1.570.825.2741

For Inquiries Outside of the U.S. and Canada, Visit www.metro.com/contactus

www.metro.com



INSTR-PMMS_Rev.B
07/18