



METRO® CASE CARTS



MetroMax i® Top Track® Storage System with Microban® Protection



Starsys® Modular System for the O.R.



Flexline® Anesthesia Cart



Starsys® XD O.R. Supply



Super Erecta® Suture Cart

Human Engineered Shelving, Carts and Workcenters for the O.R.

**Corporate Headquarters**  
651 North Washington Street  
Wilkes-Barre, PA 18705  
Phone: +1 570 825 2741  
Fax: +1 570 825 2852

**U.S. & Canada Customer Service**  
Phone: 1.800.992.1776  
Fax (PA): +1 800 638 9263  
Fax (CA): +1 800 638.3292

**International Sales/  
Customer Service Offices**  
**Middle East/Africa/India**  
Dubai-United Arab Emirates  
Phone: +971 4 811 8286  
Fax: +971 4 886 5465

**Asia/Pacific**  
Singapore  
Phone: +65 6829 5382

**Latin America**  
Mexico  
Phone: +52 33 362 778 30

**Europe**  
The Netherlands  
Phone: +31 76 587 7550  
Fax: +31 76 581 1313

Visit [www.metro.com](http://www.metro.com) or call **1-800-992-1776**.

L04-067 Rev. 9/19  
© 2019 InterMetro Industries Corporation, Wilkes-Barre, PA 18705  
MICROBAN is a registered trademark of Microban Products Company.

Engineered for a sterile, quiet, efficient surgical environment



We put space to work.

an Ali Group Company

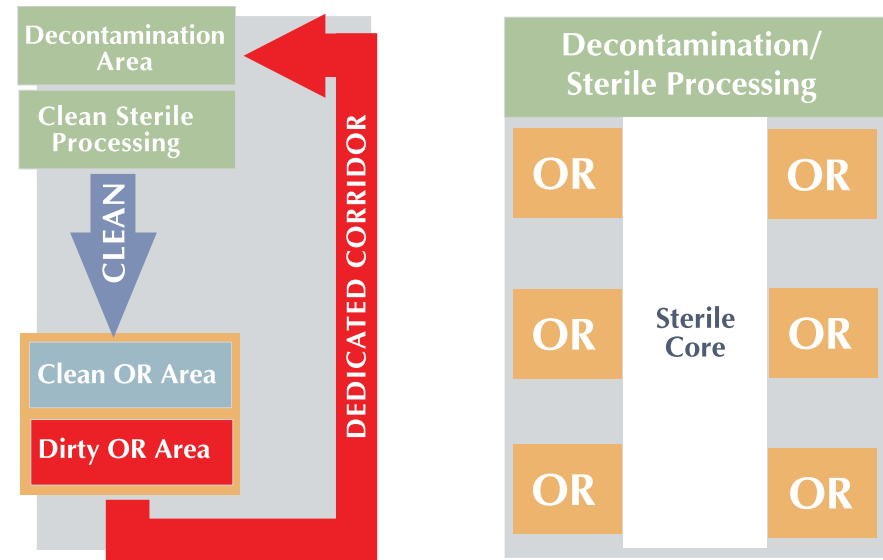


The Spirit of Excellence



Open Case Cart Solutions

# Open Systems. Take it easy with light, compact transport that's easy to clean.



## Advantages: Open Case Cart System

Open Case Carts are typically used in facilities that have a dedicated process utilizing clean and dirty travel routes to and from the operating room; or the operating rooms are designed around a central sterile core. The open carts provide some distinct advantages over enclosed carts—lighter weight, open space to see through while in transit, easier to clean and they are more compact. The shelves are easily adjusted on 1" increments.



**CASE-OL36** – Low profile units with swaged posts can double as a back table.



**CASE-OL36H** – Low profile units with one-piece handle posts are easily maneuvered and ideal for the service core.



**CASE-OH24** – High profile units provide more capacity per square foot when space is at a minimum.



Metro Open Case Carts are available in corrosion-proof durable Super Erecta Shelf® stainless steel models. They offer easy adjustability of intermediate shelves, quick access to contents and easy mobility. Choose from accessories such as ledges and dividers to customize to your exact needs. Cart washable. Contact your Metro representative for information on Metro's line of Open Case Carts.



Stainless steel casters are specially designed to provide easy maneuverability even through frequent cart washings. Features long wearing, shock absorbing polyurethane tread.



One-piece handle is ergonomically designed to provide control on low profile carts.



Stainless steel ledges and dividers help contain and organize products on the shelf.

Open Case Carts are configured from the vast array of sizes available in Metro's Super Erecta®, Super Adjustable Super Erecta® wire and solid shelf lines. Choose from 18", 21" and 24" (457mm, 533mm, 609mm) depths and 24", 30", 36", 42", 48" and 60" (610mm, 762mm, 914mm, 1067mm, 1219mm, 1524mm) lengths.



Closed Case Cart Solutions



# Closed Systems. Enjoy safe and quiet transport to and from the operating room.



**CASE24-H6S-P** – High profile cart saves floor space and minimizes bending. Medium capacity, small footprint.



**CASE36-L6S-P** – Cart for the majority of applications. Medium capacity with functional work surface.

**CASE24-L6S-P** – Cart is space efficient and can be used for minor surgery, labor and delivery and outpatient procedures. Low capacity with functional work surface.

**CASE36-H6S-P** – Cart for large or multiple cases, commonly used for orthopedics. High capacity, moderate footprint.



**CASE48-L6S-P** – Cart for large cases commonly used for orthopedics. High capacity with functional work surface.

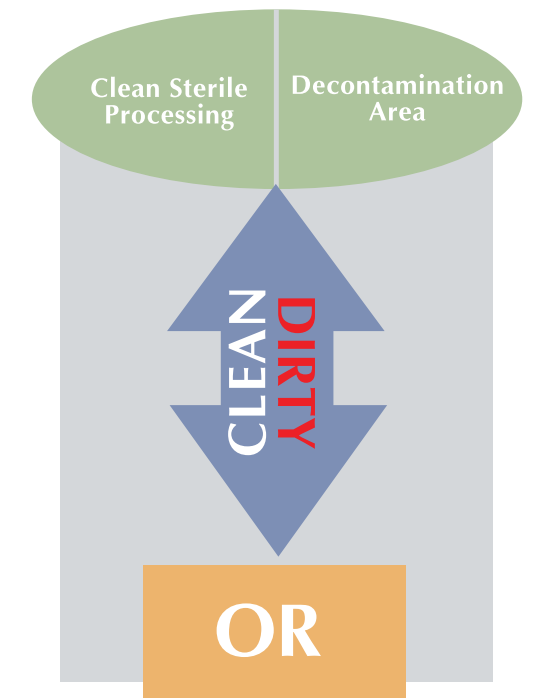
## Advantages: Closed Case Cart System

Enclosed case carts are required when a non-dedicated corridor is used for transport between sterile instrument & supply storage and the surgical area. The enclosure is intended to protect sterile instruments and supplies from the environment on the way to the operating room and protect the environment from the soiled instruments on the return trip.

### Why Metro over the rest?

Metro enclosed carts are engineered to drive efficiency in surgical case transport by providing:

- The most combined storage capacities in their five sizes than any other cart provider in the marketplace.
- No exposed shelf wires that may compromise packs leading to waste or reprocessing.
- No water traps that may compromise sterility or extend processing time and slow case turns.
- The quietest rolling case cart that helps minimize noise to raise patient and staff satisfaction.
- Easy shelf adjustability on 2" (51mm) increments to quickly reconfigure to case requirements.



Included security clasp indicates that contents are still in tact and ready for use. (Seal orders separately)

### Custom Capabilities:

- Extended tops for use as a back table
- Tote boxes
- Carts modified for elevator coupler systems
- Custom sizes or design
- Various caster options

Beyond efficiency, Metro's Case Carts are designed to provide a quiet, efficient solution with high aesthetic appeal.

### Quiet


1. Noise dampening sides, back, interior door embossments and softer casters cut down on vibration noise.
2. Shelf and door bumpers reduce rattling between metal components.
3. Reinforcement channels stiffen the cart top and floor, dampening vibration and reducing deflection.

### Aesthetic

1. Cleaner design removes exterior welds that detract from cart appearance.
2. Side and back embossments provide added definition and robust appearance.
3. Optional security seal mechanism is integrated into the cart.



Convenient door catch holds doors securely open during the procedure as well as through the cart wash cycle.



Optional wire roller shelf, pulls out halfway, easily and quietly, even at the bottom level where accessibility is vital. Also available in solid or wire without roller.



Ergonomically designed, full length handles (on both sides of the low profile carts) allow for convenience in pushing or pulling from either end and provide better cart control.



Double panel door for optimum strength. Recessed latch eliminates a catch point. Two door models have a center flange to stop splashes from entering cart.



Sound-dampening wheels.

Rounded wheel tread provides less surface contact, improving rollability. Softer tread absorbs more energy while rolling—reducing overall cart noise.

All stainless steel construction. Grease sealed stainless steel ball-bearings with zerk fittings. Available in 6" (152 mm) diameter, swivel, brake-lock and swivel-lock tracking options.