

# Heavy-Duty Boxes

**Capacity: 2,000 - 2,500 lbs.**

Buckhorn's Heavy-Duty Bulk Boxes are rated for load capacities between 2,000 and 2,500 lbs. These boxes are the most robust in the industry. Their weight capacity, post and pocket design, steel runners and hit plates make them suitable for heavy parts in rugged applications.

### Features and Benefits

- Footprints: 48" x 40" and 48" x 45"
- Feature steel corner hit plates to deflect fork tines
- Post and pocket panels
- Three recessed steel base runners for added stacking strength
- Drop-doors and four-way forklift entry improve ergonomics and handling
- Extension rings available for taller heights
- Superior durability for reliable performance
- Customization and identification options available
- Backed by a one-year limited warranty
- 100% recyclable HDPE

### Options

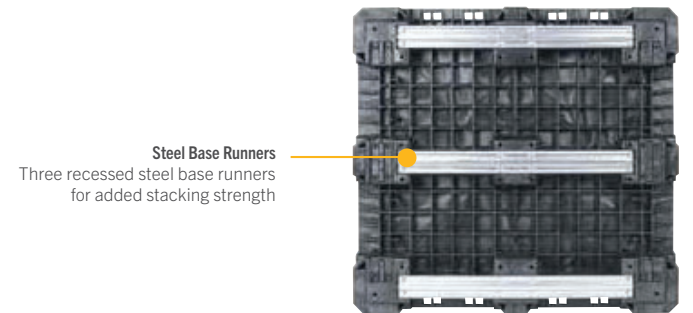

- ID Tags
- Label Placards
- Cardholders
- Bar Coding
- Sequential Numbering
- Standard Colors

See p. 74-76 for more information.

### Compatible Components

Bulk Box	Lid	Dolly
48" x 40" Boxes	TH48400200	DY48400900
48" x 45" Boxes	TH48450200	DY48450900

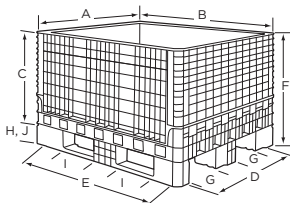
See p. 26 for more information.



## Heavy-Duty Specifications

Model No.	Footprint	Description	Dimensions (in.)								Weight		Capacity		Fork Tunnel Dimensions (in.)				Shipping		
			Outside			Inside			Collapsed	Door Opening		Tare	Weight	Volume	Long Side		Short Side		Return Ratio	Truck Capacity 53'	
			L" (A)	W" (B)	H" (C)	L" (D)	W" (E)	Usable H" (F)	H"	L"	D"	lbs.	lbs.	cu. ft.	W" (G)	H" (H)	W" (I)	H" (J)		Opened	Collapsed
<b>48" x 40"</b>																					
BH48402520	48" x 40" x 25"	Two Doors on Length	47.6	39.8	25.0	44.0	36.3	18.3	14.1	27.1	10.7	121.3	2500	16.9	11.8	3.2	10.4	4.1	2.1:1	120	240
	mm/kg/l		1209.0	1010.9	635.0	1117.6	922.0	464.8	358.1	688.3	271.8	55.0	1134	478.6	299.7	81.3	264.2	104.1			
BH48403020	48" x 40" x 30"	Two Doors on Length	47.6	39.8	29.9	44.0	36.3	22.5	14.1	27.1	14.0	132.4	2500	20.8	11.8	3.2	10.4	4.1	2.5:1	90	240
			1209.0	1010.9	759.5	1117.6	922.0	571.5	358.1	688.3	355.6	60.1	1134	589.0	299.7	81.3	264.2	104.1			
BH48403420	48" x 40" x 34"	Two Doors on Length	47.6	39.8	33.9	44.0	36.3	26.5	14.1	27.1	14.0	141.2	2500	24.5	11.8	3.2	10.4	4.1	3:1	90	242
			1209.0	1010.9	861.1	1117.6	922.0	673.1	358.1	688.3	355.6	64.0	1134	693.8	299.7	81.3	264.2	104.1			
<b>48" x 45"</b>																					
BH48452520	48" x 45" x 25"	Two Doors on Length	47.6	44.6	25.6	44.3	41.3	18.7	13.6	27.1	10.7	140.0	2500	19.7	11.9	3.3	10.5	3.7	2.1:1	112	224
	mm/kg/l		1209.0	1132.8	650.2	1125.2	1049.0	475.0	345.4	688.3	271.8	63.5	1134	557.8	302.3	83.8	266.7	94.0			
BH48453020	48" x 45" x 30"	Two Doors on Length	47.6	44.6	29.9	44.3	41.3	22.9	13.6	27.1	14.0	152.0	2500	24.2	11.9	3.3	10.5	3.7	2.5:1	84	224
			1209.0	1132.8	759.5	1125.2	1049.0	581.7	345.4	688.3	355.6	68.9	1134	685.3	302.3	83.8	266.7	94.0			
BH48453420	48" x 45" x 34"	Two Doors on Length	47.6	44.6	34.0	44.3	41.3	27.1	13.6	27.1	14.0	163.0	2500	28.7	11.9	3.3	10.5	3.7	3:1	84	224
			1209.0	1132.8	863.6	1125.2	1049.0	688.3	345.4	688.3	355.6	73.9	1134	812.7	302.3	83.8	266.7	94.0			
BH48454120	48" x 45" x 41"	Two Doors on Length	47.6	44.6	41.0	44.3	41.3	34.1	20.6	27.1	14.0	195.0	2000	35.9	11.9	3.3	10.5	3.7	2.5:1	52	130
			1209.0	1132.8	1041.4	1125.2	1049.0	866.1	523.2	688.3	355.6	88.5	907	1016.6	302.3	83.8	266.7	94.0			
BH48454420	48" x 45" x 44"	Two Doors on Length	47.6	44.6	44.0	44.3	41.3	37.1	23.6	27.1	14.0	202.0	2000	39.2	11.9	3.3	10.5	3.7	2:1	52	104
			1209.0	1132.8	1117.6	1125.2	1049.0	942.3	599.4	688.3	355.6	91.6	907	1110.0	302.3	83.8	266.7	94.0			
BH48455120	48" x 45" x 51"	Two Doors on Length	47.6	44.6	51.0	44.3	41.3	44.1	30.6	27.1	14.0	230.0	2000	46.4	11.9	3.3	10.5	3.7	1.5:1	52	78
			1209.0	1132.8	1295.4	1125.2	1049.0	1120.1	777.2	688.3	355.6	104.3	907	1313.9	302.3	83.8	266.7	94.0			

No-door boxes available. Visit [www.buckhorninc.com](http://www.buckhorninc.com) for more information.



Capacity is dependent upon application and use environment. It is based on equally distributed loads. Elevated temperatures or concentrated loads may affect capacity. Check with Buckhorn for suitability in your application. Specifications subject to change without notice. All dimensions are approximate.



BH48402520



BH48403420



BH48452520