



We put space to work.

Item # _____

Job _____

MetroBasix Plus™

All the basics, plus lighter, cleaner and easier.

MetroBasix Plus is constructed from a combination of materials to endure the rigors of a daily routine while providing a safe, ergonomic and flexible work area for the user. The cabinet is made of steel to provide a solid structure. The drawers are made from aluminum to reduce the overall weight of the cart. The polymer base reduces overall weight and provides impact protection to the cart and surrounding environment.

- **Lighter** — MetroBasix Plus carts are made lighter than typical all-steel carts by utilizing aluminum drawers and polymer components such as the polymer base, cart top and corner extrusions.
- **Cleaner** — Polymer corner extrusions provide accessory attachment channels that are accessible for cleaning. The cart's steel shell is not compromised by pre-drilled holes.
- **Easier** — Lighter weight carts are easier to push, and reduce back strain. Accessible accessory channels are easier to clean. Accessory attachment panel provides flexibility for easier accessory positioning.
- **Safe** — The base allows the casters to be mounted outboard of the cabinet providing an anti-tip mechanism. The polymer base doubles as the cart's bumper.
- **Ergonomic** — Push handles are molded into to the polymer cart top providing a natural position to either push or pull the cart. Cart top has a contoured front lip to provide a comfortable work space.
- **Flexible** — User defined configurations can be accommodated by filling an empty cart shell with desired drawer heights. Choose from 3", 6", 9" and 12" (76, 152, 229, 305 mm) drawer heights.
- **Accessible** — Full-extension drawers and a full array of accessories put equipment and supplies where needed for convenient access.



MBP4101TB-TB

(Shown with optional accessories: overbridge, 3 side bins, IV pole, and glove box holder.)



MBP3210ANES2

All Metro Catalog Sheets are available on our website: www.metro.com



InterMetro Industries Corporation
North Washington Street, Wilkes-Barre, PA 18705
Product Information. U.S. and Canada: 1.800.992.1776
Outside U.S. and Canada: www.metro.com/contactus

L03-245
Printed in U.S.A. Rev. 1/24

Information and specifications are subject to change without notice. Please confirm at time of order.

Copyright © 2024 InterMetro Industries Corp.



MetroBasix Plus™


36.10



MetroBasix Plus™ Carts and Drawers

Basix Plus Part Numbering

MBP	Drawers	Body	Lock Options	Color
Metro Basix Plus	Position 1: # of 3" Drawers	S = Solid Color T = Two-Tone	N = Non-Locking L = Key Lock	See Below
	Position 2: # of 6" Drawers		B = Breakaway Bar	
	Position 3: # of 9" Drawers		P = Push Button Lock	
	Position 4: # of 12" Drawers		E = Electronic Lock R = Prox Reader	



BG
Blue Gray




DB
Dark Blue




TP
Taupe




LB
Light Beige



R
Red



SB
Slate Blue



Y
Yellow

Drawers

Description	Weight Capacity*		Dimensions		Approx. Pkd. Wt.		Cat. No.
	(lbs.)	(kg)	Height/Width/Length (in.)	(mm)	(lbs.)	(kg)	
3" (76 mm) Deep Steel Drawer	50	23	2.88x17x22.25	73x432x565	7	3.18	MBP103
6" (152 mm) Deep Steel Drawer	50	23	6.25x17x22.25	159x432x565	6	2.73	MBP106
9" (229 mm) Deep Steel Drawer	50	23	9.38x17x22.25	238x432x565	6	2.73	MBP109
12" (318 mm) Deep Steel Drawer	50	23	12.5x17x22.25	318x432x565	6	2.73	MBP112

*Drawer capacity is determined by cart stability with 1 drawer fully extended.

Example Part Numbering

MBP
Metro Basix Plus

Drawers
3210
Position 1: (x3) 3" Drawers
Position 2: (x2) 6" Drawers
Position 3: (x1) 9" Drawers
Position 4: (x0) 12" Drawers

Body
T
Two-Tone

Lock Options
R
Prox Reader

Color
- R
Red

= MBP3210TR-R





Item # _____

We put space to work.

Job _____



MetroBasix Plus™

Specifications:

Cart Body: Double wall construction
Inner wall: 22 gauge (.030"/.8mm) steel
Outer wall: 20 gauge (.036"/.9mm) steel
Finish: Powder coated

24" (610mm) Body
Height: 38.33" (978mm)
Width: 24.13" (613mm)
Length: 30" (762mm)
Weight: 151 lbs. (72kg)
Drawer Space: 24" (610mm)

30" (762mm) Body
Height: 44" (1140mm)
Width: 24.13" (613mm)
Length: 30" (762mm)
Weight: 159 lbs. (75kg)
Drawer Space: 30" (762mm)

Base: Blow-molded, high-density polyethylene
Steel reinforced caster channels
Caster mounts located outside of cart body footprint to provide counterbalance to full-extension drawers

Corner Extrusions: 3 channel PVC
.125 (3mm) wall thickness

Work Surface: .125" (3mm) ABS, 19.5" x 27.25" (495 x 692mm)
Molded in handgrips
Raised on three sides 1.63" (41mm)
Front lip .5" (13mm) H
Usable work space: 16" x 23" (406 x 584mm)
Molded in pencil holder, pill/paper clip holders

Casters: 5" (127mm) diameter with polyurethane tread
2 swivel-brake, 2 swivel-lock (converts from swivel to rigid)
200 lbs. (90kg) per caster, 600lbs. (270kg) per cart

Drawers: 50 lbs. (23kg) load rating per drawer

Body: .032" (.8mm) coated aluminum
Finish: Powder coated

Fronts: .032" (.8mm) coated aluminum
Finish: Powder coated

Pull: Polymer

Slides: Soft Closer
Zinc-Plated Steel
Load Rating: 100 Lbs.(45kg)/set

Lock: Bright Nickel Type 3
G Cam, .88" (22mm) Cylinder
2 Keys,
Coded on lock and keys

an Ali Group Company



The Spirit of Excellence

36-10